


**alferpro**<sup>®</sup>



**alferbox**



# alferbox

## BUILT-IN NICHE

### **Good design is a niche.**

The alferbox built-in niches offer you new opportunities to set design highlights. Different colours and sizes allow for a variety of designs – not only in the bathroom, but everywhere in the house. Whether you create an absolute eye-catcher with the niches or let them blend in with the surrounding tiles: Everything is possible according to your taste. If you wish, you can even tile the boxes – with the surrounding tiles or perhaps a mosaic? There are no limits to what you can do here.

If you have a choice, you are spoilt for choice: whether black, silver grey metallic or satin-finished V2A – alferbox always offers the right solution.

A matching sealing collar is available as an option.





### **Application of the niche**

alferbox – The new alferbox from alferpro is a small storage space miracle: It makes more out of less.

Instead of shelves, soap dishes or other storage units mounted in the shower cubicle or on the wall, alferbox makes use of the space in the wall. The built-in element turns niches into attractive storage areas by opening up previously unused spaces in bathrooms or sanitary areas, but also in kitchens or other areas of the home. This is a clever way to create more space.

Whether in the shower, above the sink or the bathtub, whether as a clever variant in the kitchen or as a stylish solution in the living room - the alferbox wall elements can be used to quickly and effortlessly create elegant and unobtrusive and discreet storage areas.


**The special feature:** The boxes are available as completely prefabricated wall elements made of high-quality stainless steel, so they can be installed directly in the wall without any time-consuming assembly work.



# alferbox

## BUILT-IN NICHE

### STAINLESS STEEL V2A



### SATIN-FINISHED

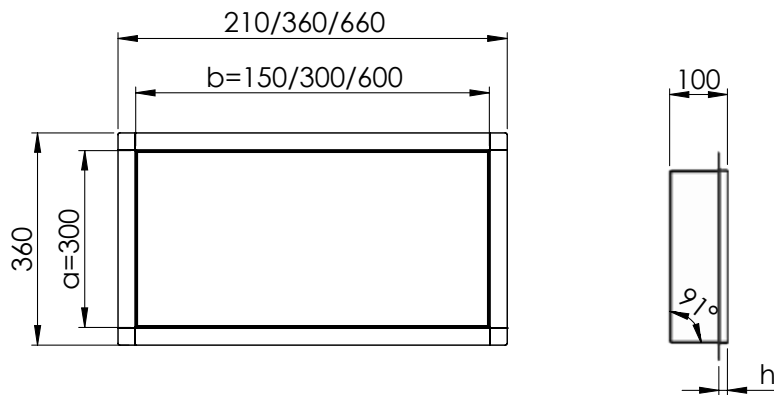
### BLACK POWDER-COATED MATT

### SILVER-GREY POWDER-COATED METALLIC

### BUILT-IN NICHE, NARROW VISIBLE EDGE 2 MM

The depth of all niches is 100mm  
Qty. = 1 pc./blister

Height <b>h</b> (mm)	Width <b>b</b> (mm)	Reference
11	150	AX E 11027 15S
	300	AX E 11027 30S
	600	AX E 11027 60S
15	150	AX E 15027 15S
	300	AX E 15027 30S
	600	AX E 15027 60S
11	150	AX E 11050 15S
	300	AX E 11050 30S
	600	AX E 11050 60S
15	150	AX E 15050 15S
	300	AX E 15050 30S
	600	AX E 15050 60S
11	150	AX E 11038 15S
	300	AX E 11038 30S
	600	AX E 11038 60S
15	150	AX E 15038 15S
	300	AX E 15038 30S
	600	AX E 15038 60S




**BUILT-IN NICHE,  
VISIBLE EDGE 10MM WIDTH**

The depth of all niches is 100mm.  
Qty. = 1 pc./blister

Height <b>h</b> (mm)	Width <b>b</b> (mm)	Reference
11	150	AX E 11027 15B
	300	AX E 11027 30B
	600	AX E 11027 60B
13	150	AX E 13027 15B
	300	AX E 13027 30B
	600	AX E 13027 60B
11	150	AX E 11050 15B
	300	AX E 11050 30B
	600	AX E 11050 60B
13	150	AX E 13050 15B
	300	AX E 13050 30B
	600	AX E 13050 60B
11	150	AX E 11038 15B
	300	AX E 11038 30B
	600	AX E 11038 60B
13	150	AX E 13038 15B
	300	AX E 13038 30B
	600	AX E 13038 60B

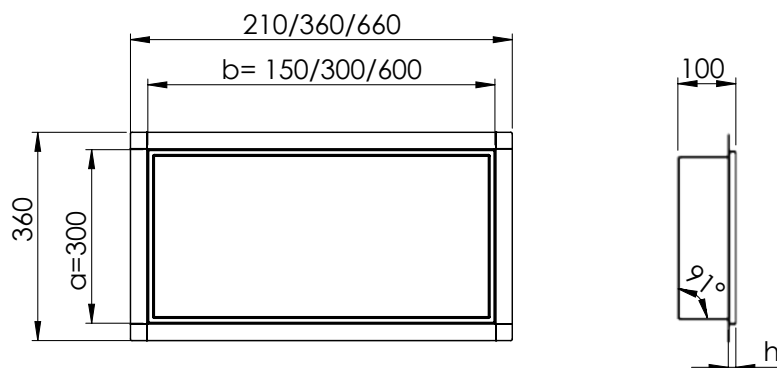
**SATIN-FINISHED**

**STAINLESS STEEL  
V2A**




**BLACK  
POWDER-COATED  
MATT**

**SILVER-GREY  
POWDER-COATED  
METALLIC**









# alferbox

## BUILT-IN NICHE



### Sealing collar applications

alferbox – The sealing sleeve is made of polypropylene fleece and guarantees reliable sealing of damp and wet rooms.

With the help of a matching sealing sleeve and a discreet all-round drainage slope, the transitions are precisely fitted and well protected, ensuring a permanently attractive appearance - an aspect that plays an important role in damp rooms and showers in particular. In addition, the wall elements are much easier to clean than shelves or shower baskets and are therefore more hygienic and easier to care for.

**PLASTIC  
(PP/PE)**



**MAGENTA**

### OPTIONAL ACCESSORIES SEALING SLEEVE

Qty. = 1 pc./blister

Width <b>b</b> (mm)	Reference
150	AX DB 1530
300	AX DB 3030
600	AX DB 6030



## SEALING SHEET

30 m<sup>2</sup>

Pieces = 1 roll, pallet = 10 rolls

Width <b>b</b> (cm)	Length (m)	Reference	PU
100	30	AG DB 30	Pieces
		AG DB 30	Pallet

## SEALING STRIP

Pieces = 1 roll, pallet = 50 rolls

Width <b>b</b> (cm)	Length (m)	Reference	PU
12	25	AG DB 120-25	Pieces
		AG DB 120-25	Pallet

## INSIDE CORNER

PU 1 = 1 pc., PU 2 = 25 pcs.

Width <b>b</b> (cm)	Reference
12	AG DB I 140

## OUTSIDE CORNER

PU 1 = 1 pc., PU 2 = 25 pcs.

Width <b>b</b> (cm)	Reference
12	AG DB A 140

MAGENTA

**PLASTIC  
(PP/PE)**



MAGENTA

**PLASTIC  
(PP/PE)**




MAGENTA

**PLASTIC  
(PP)**



MAGENTA

**PLASTIC  
(PP)**





### SUITABLE PROFILES FOR YOUR BUILT-IN NICHE


#### ANGLE PROFILE

PU 1 = 10 pcs., PU 2 = 50 pcs., PU 3 = 150 pcs.

Height <b>h</b> (mm)	Length (cm)	Reference
6	250	AB AES 60
8	250	AB AES 80
9	250	AB AES 90
10	250	AB AES 100
11	250	AB AES 110
12,5	250	AB AES 125
<hr/>		
8	300	AB AP 8038
11	300	AB AP 11038

**BLACK  
ANODIZED**

**ALUMINIUM**



**SILVER GREY  
POWDER-COATED  
METALLIC**

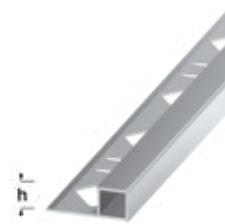
#### SQUARE EDGE PROFILE

PU 1 = 10 pcs., PU 2 = 50 pcs., PU 3 = 150 pcs.

Height <b>h</b> (mm)	Length (cm)	Reference
6	250	AQ AES 60
8	250	AQ AES 80
10	250	AQ AES 100
11	250	AQ AES 110
12,5	250	AQ AES 125
<hr/>		
6	250	AQ AP 6038
8	250	AQ AP 8038
10	250	AQ AP 10038
11	250	AQ AP 11038
12,5	250	AQ AP 12538

**BLACK  
ANODIZED**

**ALUMINIUM**



**SILVER GREY  
POWDER-COATED  
METALLIC**



# alferpro<sup>®</sup>

Industriestrasse 7 · 79793 Wutoeschingen · Germany  
T +49 7746 / 92 01 50 0 · F +49 7746 / 92 01 85 00  
f @ alferpro · info.eng@alferpro.com · www.alferpro.com

EAN 4 058012 979629

