


alferlight

LED QUARTER CIRCLE PROFILE MADE OF ALUMINIUM

alferpro®



Application LED quarter circle profile

alferlight – With our elegant edging profiles you can light up rooms, hallways, landings and stairs safely in a subtle and stylish way.

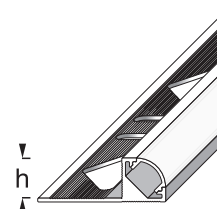
LIGHTEN UP THE DARK AND ENSURE SAFETY IN A RELAXED ATMOSPHERE.

Light in the strict sense is not an element. Therefore, Light has a very strong impact on spacial effect. Today, LED technology allows almost unlimited freedom of design. Depending on the model, not only the brightness, but also the light colour can be smoothly controlled. The LED profiles are installed like classic tile profiles when laying the tiles in the covering. Cables and power supply are hidden under plaster or drywall.

LED QUARTER CIRCLE PROFILE INCL. DIFFUSING DISC

ANODISED

ALUMINIUM



TECHNICAL SPECIFICATIONS


AlMgSi0,5
Material number: 33.206

All measures, weights and loads as indicated in this data sheet are approximate figures. We can not assume liability for any special applications as well as damage resulting from improper assembly or use, a corresponding suitability test must always be carried out by the customer.

ACCESSORIES

ANODISED

ALUMINIUM



INSTALLATION

Choose the LED quarter circle profile size according to the thickness of the tile. Apply with a suitable notched trowel the tile adhesive to area to be tiled. Cover the perforated flange of the trim with tile adhesive, press the tile firmly into the adhesive bed and align it correctly.

DELIVERY FORM

The profiles are available in the following heights:
11 mm

The profiles are available in the following lengths:
250 cm

The accessories are available in the following heights:
11 mm

The matching diffuser disc is included in the delivery

SURFACES

Anodised

PACKING UNIT

Profiles
PU 1 = 10 pcs, PU 2 = 50 pcs, PU 3 = 150 pcs

Accessories
Blister = 1 pc

PROCESSING, CARE, CLEANING

The following points must be observed in order to prevent damage on the profiles surfaces:

- The processing instructions of the tile adhesive must always be observed.
- Any excess of grout, mortar and tile adhesive on the profile surface should be removed immediately with water.
- Allow to dry out thoroughly, ensuring the area is well ventilated.
- The protective film or similar, used for the installation, can only be removed after the paving has dried completely.
- The profiles and accessories are cleaned with a damp cloth and pH-neutral cleaning agents. Please do not use alkaline products.

MATERIAL PROPERTIES

Aluminium LED quarter circle profiles and accessories are suitable on both indoor and outdoor areas and can bear low to medium mechanical solicitations. The material has good corrosion resistance and a high tolerance and endurance to chemicals.

STORAGE AND TRANSPORT

The profiles and accessories must be protected against external and environmental threats.

DISPOSAL

The profiles and accessories can be delivered to authorized aluminium recycling centers. The diffusing disc can be delivered to authorized plastic recycling centers.

SPECIAL NOTE

Warranty and disclaimer

The application examples and tips shown in this data sheet and on our website are guidelines based on conventional crafting techniques. All information, including product-related information is standard. The author excludes any warranty for the information given in the data sheet and on the website. For the usability of products for specific purposes and for the occurrence of damage or the occurrence of defects by the information or tips given here, no warranty is also accepted. Errors, misprints and technical changes - as far as they serve the progress - reserved. Photos and illustrations are not binding. No liability for printing and image defects. Imitation and reprinting, even in part, is not permitted.

As of: 05/2020