


alferquad

SQUARE EDGE PROFILE AND ACCESSORIES MADE OF STAINLESS STEEL V2A

alferpro®



Application square edge profile

alferquad – The profile forms with its visible surfaces a distinctive rectangular outer corner. Precise installation takes place directly during tile laying. The Alferquad profile is a robust protection for the tile edge and a design element in one.

FOR MODERNISTS WHO LIKE TO SET A TREND.

The high quality profiles not only protect the edges of the covering, they frame it. A more restrained detail for purists who prefer a clear and objective design. Whether as a closure or discreet border, alferquad feels at home in any modern architecture.

TECHNICAL SPECIFICATIONS

Profiles

Stainless steel V2A 1.4301 / X5CrNi18-10

Accessories

Stainless steel V2A 1.4305 / X8CrNiS18-9

All information is approximate. Since we can not assume liability for special applications, a corresponding suitability test must always be carried out by the customer.

GLOSSY


BRUSHED
(240K)

POLISHED

STAINLESS STEEL
V2A



INOX
STAINLESS STEEL



ACCESSORIES

GLOSSY

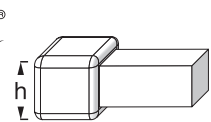
BRUSHED
(240K)

POLISHED

STAINLESS STEEL
V2A



INOX
STAINLESS STEEL



PROCESSING

Choose the square edge profile according to the tile thickness. Apply the tile adhesive to the edge of the surface to be tiled with a notched trowel. Press in and align the square edge profile in the damp tile adhesive. Cover the attachment leg completely with glue. Press in and align the tile so that it matches the top of the profile.

SQUARE EDGE PROFILE AND ACCESSORIES MADE OF STAINLESS STEEL V2A

DELIVERY FORM

The profiles are available in heights:
6; 7; 8; 9; 10; 11; 12,5 mm
depending on the surface (see catalog).

The profiles are available in lengths:
250 cm; 300 cm
depending on the surface (see catalog).

The accessories are available in heights:
6; 7; 8; 9; 10; 11; 12,5 mm
depending on the surface (see catalog).

SURFACES

Glossy, brushed (240K), polished

PACKING UNIT

Profiles
PU 1 = 10 pcs, PU 2 = 50 pcs, PU 3 = 150 pcs

Accessories
Blister = 1 pc, ProPack = 30 pcs

PROCESSING, CARE, CLEANING

The following points must be observed in order to prevent damage on the profiles surfaces:

- The processing instructions of us and the tile adhesive must always be observed.
- Any excess of grout, mortar and tile adhesive on the profile surface should be removed immediately with water.
- Allow to dry out thoroughly, ensuring the area is well ventilated.
- Cover the covering with a protective foil or similar only after the mortar has completely set.
- The profiles are cleaned with a damp cloth and pH-neutral agents.
- To cut the profiles to length, we recommend a low-speed angle grinder with a special cutting disc for stainless steel.

MATERIAL PROPERTIES

Stainless steel square edge profiles and accessories are suitable for medium to high mechanical loads in indoor and outdoor areas and have a high resistance to chemicals. They are often used in the food industry, in hospitals and swimming pools, etc.

STORAGE AND TRANSPORT

The profiles and accessories should be protected against external impact and abrasion.

DISPOSAL

The profiles and accessories can be supplied to steel recycling.

SPECIAL NOTE

Warranty and disclaimer

The application examples and tips shown in this data sheet and on our website are guidelines based on conventional crafting techniques. All information, including product-related information is standard. The author excludes any warranty for the information given in the data sheet and on the website. For the usability of products for specific purposes and for the occurrence of damage or the occurrence of defects by the information or tips given here, no warranty is also accepted. Errors, misprints and technical changes - as far as they serve the progress - reserved. Photos and illustrations are not binding. No liability for printing and image defects. Imitation and reprinting, even in part, is not permitted.

As of: 11/2023