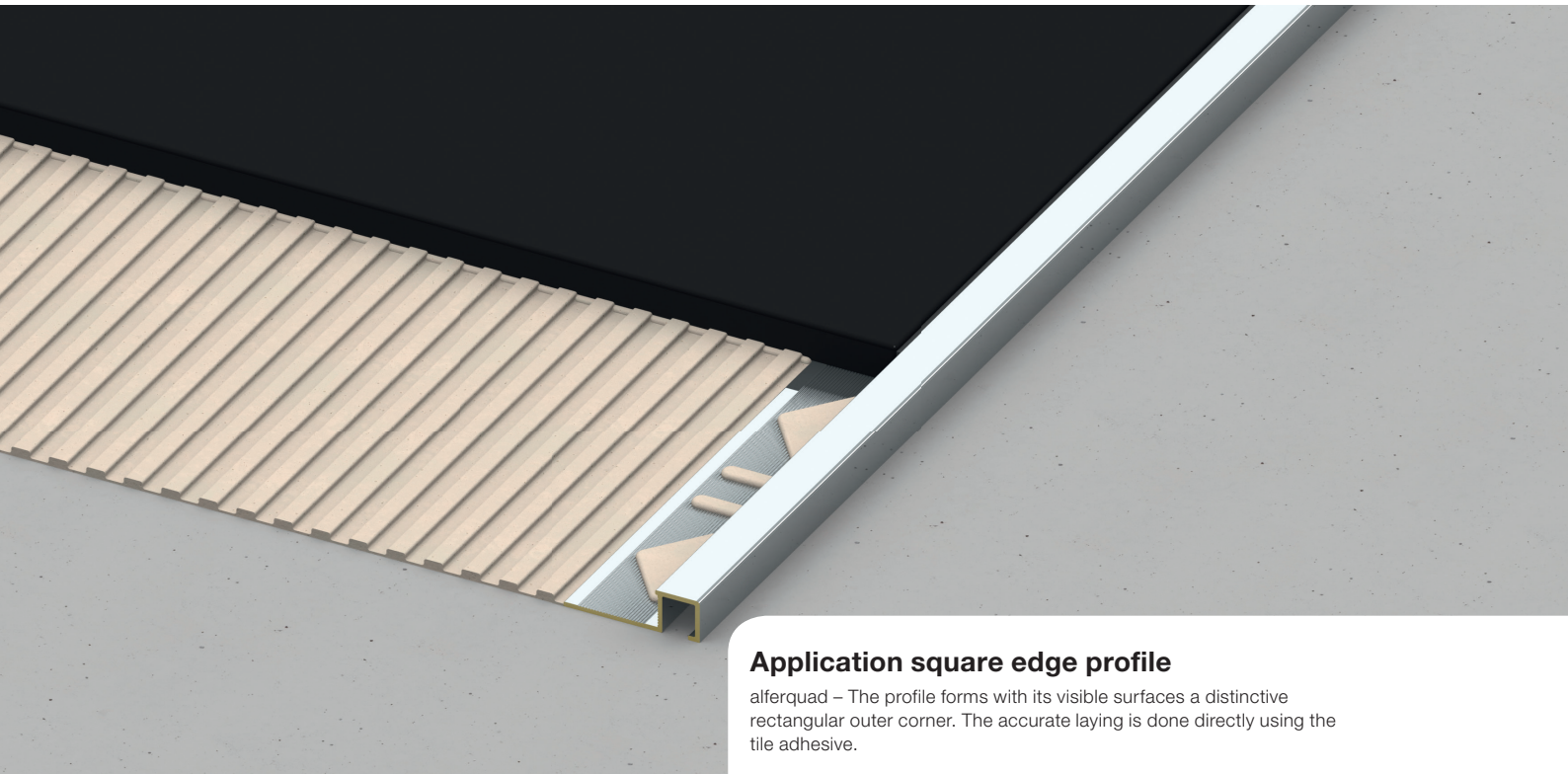


# alferquad

SQUARE EDGE PROFILE  
AND ACCESSORIES MADE OF BRASS

alferpro®



## Application square edge profile

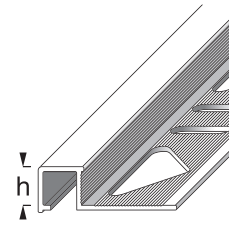
alferquad – The profile forms with its visible surfaces a distinctive rectangular outer corner. The accurate laying is done directly using the tile adhesive.

## FOR MODERNISTS WHO LIKE TO SET A TREND.

The high quality profiles not only protect the edges of the covering, they frame it. A more restrained detail for purists who prefer a clear and objective design. Whether as a closure or discreet border, alferquad feels at home in any modern architecture. The square edged profile is suitable for tile coverings starting at 4.5 mm.

CHROMIUM-  
PLATED

BRASS



## TECHNICAL SPECIFICATIONS

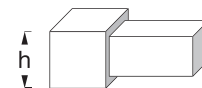
CuZn40 Pb2  
Material number: CW617N (2.0402)

All information is approximate. Since we can not assume liability for special applications, a corresponding suitability test must always be carried out by the customer.

## ACCESSORIES

CHROMIUM-  
PLATED

BRASS



## PROCESSING

Choose the square edge profile according to the tile thickness. Apply the tile adhesive to the edge of the surface to be tiled with a notched trowel. Press in and align the square edge profile in the damp tile adhesive. Cover the attachment leg completely with glue. Press in and align the tile so that it matches the top of the profile.

## SQUARE EDGE PROFILE AND ACCESSORIES MADE OF BRASS

---

### DELIVERY FORM

The profiles are available in heights:  
6; 8; 10; 11; 12,5mm  
depending on the surface (see catalog).

The profiles are available in lengths:  
250 cm  
depending on the surface (see catalog).

The accessories are available in heights:  
6; 8; 10; 11; 12,5mm  
depending on the surface (see catalog).

### SURFACES

Chromium-plated

### PACKING UNIT

Profiles  
PU 1 = 10 pcs, PU 2 = 50 pcs, PU 3 = 150 pcs

Accessories  
Blister = 1 pc

### PROCESSING, CARE, CLEANING

After laying the profiles and accessories, ensure adequate ventilation. Grout mortar on the profiles must be removed. The profiles are cleaned with a soft cloth and commercial household cleaning agents, please do not use abrasive products. Rinse with clean water.

### MATERIAL PROPERTIES

Brass square edge profiles and accessories are suitable for medium to high mechanical loads in indoor and outdoor areas and have a high resistance to chemicals.

### STORAGE AND TRANSPORT

The profiles and accessories should be protected against external impact and abrasion.

### DISPOSAL

The profiles and accessories can be supplied to brass recycling.

### SPECIAL NOTE

#### Warranty and disclaimer

The application examples and tips shown in this data sheet and on our website are guidelines based on conventional crafting techniques. All information, including product-related information is standard. The author excludes any warranty for the information given in the data sheet and on the website. For the usability of products for specific purposes and for the occurrence of damage or the occurrence of defects by the information or tips given here, no warranty is also accepted. Errors, misprints and technical changes - as far as they serve the progress - reserved. Photos and illustrations are not binding. No liability for printing and image defects. Imitation and reprinting, even in part, is not permitted.

As of: 05/2019