

alfercurve

PLIABLE ANGLE PROFILES

Enliven the design of tile coverings.

alfercurve profiles are flexible, thanks to their special die-cutting. They adapt to your individual curve guide. Transitions with elegant rounding can be implemented easily. The series includes profiles with a height of 2 mm to 30 mm. Get creative with alfercurve!






alfercurve
~

alfercurve

PLIABLE ANGLE PROFILES




Application pliable angle profile

alfercurve – Individually shapeable angle profiles fit perfectly into any situation. Round off the covering wherever closings are not desired.

STAINLESS STEEL V2A

GLOSSY



PLIABLE ANGLE PROFILE

PU 1 = 10 pcs., PU 2 = 50 pcs., PU 3 = 150 pcs.

| Height h (mm) | Length (cm) | Reference | Price €/metre |
|---------------|-------------|-----------|---------------|
| 3 | 250 | ACU E 30 | 9,56 |
| 4,5 | 250 | ACU E 45 | 10,03 |
| 6 | 250 | ACU E 60 | 10,28 |
| 8 | 250 | ACU E 80 | 10,65 |
| 9 | 250 | ACU E 90 | 10,91 |
| 10 | 250 | ACU E 100 | 11,17 |
| 11 | 250 | ACU E 110 | 11,41 |
| 12,5 | 250 | ACU E 125 | 11,64 |

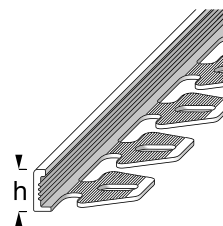
PLIABLE ANGLE PROFILE

PU 1 = 10 pcs., PU 2 = 50 pcs., PU 3 = 150 pcs.

| Height h (mm) | Length (cm) | Reference | Price €/metre |
|----------------------|-------------|-------------|----------------------|
| 2 | 250 | ACU A 20 | 4,35 |
| 3 | 250 | ACU A 30 | 4,43 |
| 4,5 | 250 | ACU A 45 | 4,50 |
| 6 | 250 | ACU A 60 | 4,73 |
| 8 | 250 | ACU A 80 | 4,78 |
| 9 | 250 | ACU A 90 | 4,82 |
| 10 | 250 | ACU A 100 | 4,87 |
| 11 | 250 | ACU A 110 | 5,01 |
| 12,5 | 250 | ACU A 125 | 5,13 |
| 15 | 250 | ACU A 150 | 5,50 |
| 17,5 | 250 | ACU A 175 | 5,69 |
| 18,5 | 250 | ACU A 185 | 5,85 |
| 20 | 250 | ACU A 200 | 6,12 |
| 22 | 250 | ACU A 220 | 6,37 |
| 25 | 250 | ACU A 250 | 6,74 |
| 30 | 250 | ACU A 300 | 6,99 |
| <hr/> | | | |
| 2 | 250 | ACU AE 20 | 4,39 |
| 3 | 250 | ACU AE 30 | 5,21 |
| 4,5 | 250 | ACU AE 45 | 5,40 |
| 6 | 250 | ACU AE 60 | 6,15 |
| 8 | 250 | ACU AE 80 | 6,23 |
| 9 | 250 | ACU AE 90 | 6,26 |
| 10 | 250 | ACU AE 100 | 6,29 |
| 11 | 250 | ACU AE 110 | 6,44 |
| 12,5 | 250 | ACU AE 125 | 6,59 |
| 15 | 250 | ACU AE 150 | 6,94 |
| <hr/> | | | |
| 6 | 250 | ACU AEG 60 | 6,23 |
| 8 | 250 | ACU AEG 80 | 6,29 |
| 9 | 250 | ACU AEG 90 | 6,33 |
| 10 | 250 | ACU AEG 100 | 6,37 |
| 11 | 250 | ACU AEG 110 | 6,59 |
| 12,5 | 250 | ACU AEG 125 | 6,81 |

NATURAL

ALUMINIUM



SILVER
ANODIZED

GOLD
ANODIZED