


# alferbasic

## TILE ANGLE PROFILE MADE OF BRASS

# alferpro®



### Application angle profile

alferbasic – Angle profiles are classical closures for tile coverings. Decorative and functional: the perfect protection for tile edges.

### THE FINISHING TOUCHES FOR TILES, PARQUET, LAMINATE, DESIGN FLOORS OR CARPET.

Whether as a closure or transition between coverings, the profiles of the alferbasic series protect the tile edges and create an elegant look. A variety of options, materials and finishes offers the right product for you for every application. Whether functionally elegant or cosily rustic, the profiles fit into any environment. They can be cleverly placed even according to the designer's touch.

### TECHNICAL SPECIFICATIONS

CuZn40 Pb2  
Material number: CW617N (2.0402)

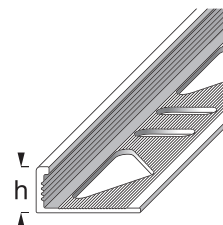
All information is approximate. Since we can not assume liability for special applications, a corresponding suitability test must always be carried out by the customer.

### PROCESSING

Choose the angle profile according to the tile thickness. Apply the tile adhesive to the edge of the surface to be tiled with a notched trowel. Press in and align the angle profile in the damp tile adhesive. Cover the attachment leg completely with glue. Press in and align the tile so that it matches the top of the profile.

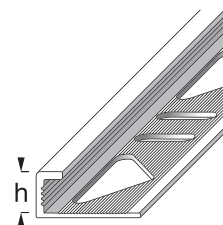
NATURAL  
CHROMIUM-  
PLATED

BRASS



NATURAL

BRASS



**VISIBLE EDGE:  
5 mm**

### DELIVERY FORM

The profiles are available in heights:  
4,5; 6; 8; 10; 12,5; 15mm  
depending on the surface (see catalog).

The profiles are available in lengths:  
100; 250; 300cm  
depending on the surface (see catalog).

### SURFACES

Natural, chromium-plated

### PACKING UNIT

PU 1 = 10 pcs, PU 2 = 50 pcs, PU 3 = 150 pcs

### PROCESSING, CARE, CLEANING

After laying the profiles, ensure adequate ventilation. Grout mortar on the profiles must be removed. The profiles are cleaned with a soft cloth and commercial household cleaning agents, please do not use abrasive products. Rinse with clean water.

### MATERIAL PROPERTIES

Brass angle profiles are suitable for medium to high mechanical loads in indoor and outdoor areas and have a high resistance to chemicals.

### STORAGE AND TRANSPORT

The profiles should be protected against external impact and abrasion.

### DISPOSAL

The profiles can be supplied to brass recycling.

### SPECIAL NOTE

#### Warranty and disclaimer

The application examples and tips shown in this data sheet and on our website are guidelines based on conventional crafting techniques. All information, including product-related information is standard. The author excludes any warranty for the information given in the data sheet and on the website. For the usability of products for specific purposes and for the occurrence of damage or the occurrence of defects by the information or tips given here, no warranty is also accepted. Errors, misprints and technical changes - as far as they serve the progress - reserved. Photos and illustrations are not binding. No liability for printing and image defects. Imitation and reprinting, even in part, is not permitted.

As of: 05/2019