


alfercap-round

EDGE JOINT COVER PROFILE
AND ACCESSORIES MADE OF ALUMINIUM

alferpro®



Application Edge Joint Cover Profile

alfercap-round – This profile adeptly conceals the transition at inner corners. The fluted profiles are simply pressed into the fresh silicone.

EDGE JOINT COVER PROFILES

The solution against worn and mouldy silicone joints in kitchen and bathroom.

The concave profiles elegantly cover the joints between wall and floor or inside corners. The installation succeeds easily, because the profile is simply pushed into the wet silicone. With the alfercap round series, the joints are completely covered. An installation can also be done subsequently. At last an end to unsightly silicone joints!

TECHNICAL SPECIFICATIONS

Profiles

Alloy: EN AW 6060 (AlMgSi0,5)
Material number: 3.3206

Accessories

Acrylonitrile butadiene styrene copolymer
Short name ABS

All information is approximate. Since we can not assume liability for special applications, a corresponding suitability test must always be carried out by the customer.

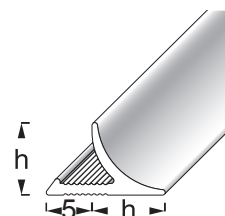
INSTALLATION

Choose the edge joint cover profile size according to the desired height and cut to length. Press the profile firmly into the fresh silicone joint and align it correctly.

ANODISED

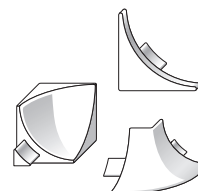
POWDER-
COATED

ALUMINIUM



ACCESSORIES

PLASTIC



alfercap-round

EDGE JOINT COVER PROFILE AND ACCESSORIES MADE OF ALUMINIUM

alferpro®

DELIVERY FORM

The profiles are available in heights:
8; 12mm
depending on the surface (see catalog).

The profiles are available in lengths:
100; 250cm
depending on the surface (see catalog).

The accessories are available in heights:
8; 12mm
depending on the surface (see catalog).

PROCESSING, CARE, CLEANING

The following points must be observed in order to prevent damage on the profiles surfaces:

- Our processing instructions and of the tile adhesive must always be observed.
- Any excess of grout, mortar and tile adhesive on the profile surface should be removed immediately with water.
- Allow to dry out thoroughly, ensuring the area is well ventilated.
- The protective film or similar, used for the installation, can only be removed after the paving has dried completely.
- The profiles are cleaned with a damp cloth and pH-neutral agents. Please do not use alkaline detergents.

STORAGE AND TRANSPORT

The profiles and accessories should be protected against external impact and abrasion.

SPECIAL NOTE

Warranty and disclaimer

The application examples and tips shown in this data sheet and on our website are guidelines based on conventional crafting techniques. All information, including product-related information is standard. The author excludes any warranty for the information given in the data sheet and on the website. For the usability of products for specific purposes and for the occurrence of damage or the occurrence of defects by the information or tips given here, no warranty is also accepted. Errors, misprints and technical changes - as far as they serve the progress - reserved. Photos and illustrations are not binding. No liability for printing and image defects. Imitation and reprinting, even in part, is not permitted.

As of: 06/2023

SURFACES

Anodised, powdercoated

PACKING UNIT

Profiles
PU 1 = 10 pcs, PU 2 = 50 pcs, PU 3 = 150 pcs

Accessories
Blister = 2 inner-, 2 outer corners and 2 end caps

MATERIAL PROPERTIES

Aluminium edge joint cover profiles are suitable for low to medium mechanical loads in indoor and outdoor areas and have a high resistance to chemicals. The accessories made of plastic are not UV resistant and fade over time. Avoid exposure to intense sunlight during storage.

DISPOSAL

The profiles can be supplied to aluminium recycling. The accessories can be supplied to plastic recycling.

alferpro®

Industriestrasse 7 · 79793 Wutoeschingen · Germany
Tel +49 7746 92 01 500 · Fax +49 7746 92 01 85 00
info.eng@alferpro.com · www.alferpro.com

alfercap-round_ACR_A_eng_0623