



alferbox

BUILT-IN NICHES

Good design is a niche.

The alferbox built-in niches offer you new opportunities to set design highlights. Different colours and sizes allow for a variety of designs – not only in the bathroom, but everywhere in the house. Whether you create an absolute eye-catcher with the niches or let them blend in with the surrounding tiles: Everything is possible according to your taste. If you wish, you can even tile the boxes – with the surrounding tiles or perhaps a mosaic? There are no limits to what you can do here.

If you have a choice, you are spoilt for choice: whether black, silver grey metallic or satin-finished V2A – alferbox always offers the right solution.

A matching sealing collar is available as an option.








alferbox

BUILT-IN NICHE

STAINLESS STEEL V2A



SATIN-FINISHED

BLACK POWDER-COATED MATT

SILVER GREY POWDER-COATED METALLIC

BUILT-IN NICHE, NARROW VISIBLE EDGE 2 MM

The depth of all niches is 100mm.
Qty. = 1 pc./blister

Height h (mm)	Width b (mm)	Reference	Price €/pcs.
11	150	AX E 11027 15S	353,09
	300	AX E 11027 30S	371,63
	600	AX E 11027 60S	454,70
15	150	AX E 15027 15S	354,22
	300	AX E 15027 30S	372,97
	600	AX E 15027 60S	456,65
11	150	AX E 11050 15S	353,09
	300	AX E 11050 30S	371,63
	600	AX E 11050 60S	454,70
15	150	AX E 15050 15S	354,22
	300	AX E 15050 30S	372,97
	600	AX E 15050 60S	456,65
11	150	AX E 11038 15S	353,09
	300	AX E 11038 30S	371,63
	600	AX E 11038 60S	454,70
15	150	AX E 15038 15S	354,22
	300	AX E 15038 30S	372,97
	600	AX E 15038 60S	456,65

BUILT-IN NICHE, WIDE VISIBLE EDGE 10MM

The depth of all niches is 100mm.
Qty. = 1 pc./blister

Height h (mm)	Width b (mm)	Reference	Price €/pcs.
11	150	AX E 11027 15B	379,12
	300	AX E 11027 30B	396,47
	600	AX E 11027 60B	475,64
13	150	AX E 13027 15B	379,12
	300	AX E 13027 30B	397,82
	600	AX E 13027 60B	477,34
11	150	AX E 11050 15B	379,12
	300	AX E 11050 30B	396,47
	600	AX E 11050 60B	475,64
13	150	AX E 13050 15B	379,12
	300	AX E 13050 30B	397,82
	600	AX E 13050 60B	477,34
11	150	AX E 11038 15B	379,12
	300	AX E 11038 30B	396,47
	600	AX E 11038 60B	475,64
13	150	AX E 13038 15B	379,12
	300	AX E 13038 30B	397,82
	600	AX E 13038 60B	477,34


OPTIONAL ACCESSORIES SEALING SLEEVE

Qty. = 1 pc./blister

Width b (mm)	Reference	Price €/pcs.
150	AX DB 1530	4,91
300	AX DB 3030	6,88
600	AX DB 6030	10,81

SATIN-FINISHED

**STAINLESS STEEL
V2A**



BLACK
POWDER-COATED
MATT

SILVER GREY
POWDER-COATED
METALLIC

MAGENTA

**PLASTIC
(PP/PE)**





alferbox

BUILT-IN NICHE

**INCLUDING
LIGHTING**

STAINLESS STEEL V2A



IP 54

SATIN-FINISHED

BLACK POWDER-COATED MATT


LED BUILT-IN NICHE, NARROW VISIBLE EDGE 2 MM

The depth of all niches is 100mm.
Including technology: transformer 15W and LED standard silicone stripe 4000K incl. connection cable 250cm
Qty. = 1 pc./blister

Height h (mm)	Width b (mm)	Reference	Price €/pcs.
15	300	AX E 15027 30S-LED	710,99
	600	AX E 15027 60S-LED	814,99

15	300	AX E 15050 30S-LED	710,99
	600	AX E 15050 60S-LED	814,99

STAINLESS STEEL V2A



IP 54

SATIN-FINISHED

BLACK POWDER-COATED MATT

LED BUILT-IN NICHE, WIDE VISIBLE EDGE 10MM

The depth of all niches is 100mm.
Including technology: transformer 15W and LED standard silicone stripe 4000K incl. connection cable 250cm
Qty. = 1 pc./blister

Height h (mm)	Width b (mm)	Reference	Price €/pcs.
13	300	AX E 13027 30B-LED	715,59
	600	AX E 13027 60B-LED	819,95

13	300	AX E 13050 30B-LED	715,59
	600	AX E 13050 60B-LED	819,95

