



alferstyle

CORNER SHELVES, LISTELLI PROFILES AND SKIRTING BOARDS

How about a little more style in your bathroom?

Do you always have your shower gel, shampoo and other items to hand? The alferstyle stainless steel corner shelves are not only suitable for shampoo and soap, but are also a real eye-catcher. They are available in three shapes - triangular, pentagonal and circular - and in a wide variety of designs.

Prove your style with decorative profiles from the alferstyle series.

Choose the matching decor for any environment from a wide range of different materials, surfaces and colours. Clear shapes accentuate the high-quality materials. Give spaces your personal character from modern simplicity to timeless classics.








alferstyle

CORNER SHELVES



Application corner shelf

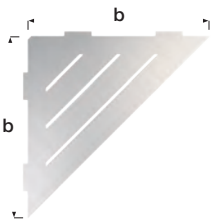
Every modern shower cubicle needs an alferstyle corner shelf. These not only provide a practical place to store shower gel and shampoo, but also make your bathroom really shine.

CORNER SHELF TRIANGLE DESIGN STRIPES

PU 1 = 1 pc., PU 2 = 5 pcs.

Width b (mm)	Reference	Price €/pcs.
200	ASE EGB D1	92,50
200	ASE E50 D1	103,20
200	ASE E51 D1	103,20

STAINLESS STEEL V2A



BRUSHED (240K)

BLACK POWDER-COATED MATT

STONE GREIGE POWDER-COATED **NEW**

CORNER SHELF TRIANGLE

DESIGN RAYS

PU 1 = 1 pc., PU 2 = 5 pcs.

Width b (mm)	Reference	Price €/pcs.
200	ASE EGB D2	92,50
200	ASE E50 D2	103,20
200	ASE E51 D2	103,20

CORNER SHELF TRIANGLE

DESIGN BUBBLE

PU 1 = 1 pc., PU 2 = 5 pcs.

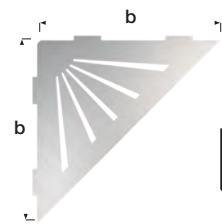
Width b (mm)	Reference	Price €/pcs.
200	ASE EGB D3	121,50
200	ASE E50 D3	146,25
200	ASE E51 D3	146,25

BRUSHED
(240K)

**STAINLESS STEEL
V2A**

BLACK
POWDER-COATED
MATT

STONE GREIGE
POWDER-COATED
NEW

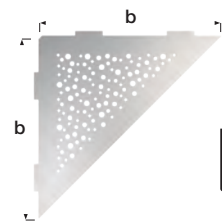


BRUSHED
(240K)

**STAINLESS STEEL
V2A**

BLACK
POWDER-COATED
MATT

STONE GREIGE
POWDER-COATED
NEW






alferstyle

CORNER SHELVES

STAINLESS STEEL V2A

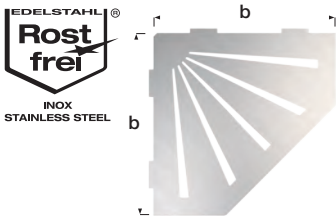


BRUSHED (240K)

BLACK POWDER-COATED MATT

STONE GREIGE POWDER-COATED
NEW

STAINLESS STEEL V2A

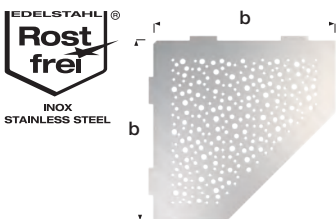


BRUSHED (240K)

BLACK POWDER-COATED MATT

STONE GREIGE POWDER-COATED
NEW

STAINLESS STEEL V2A



BRUSHED (240K)

BLACK POWDER-COATED MATT

STONE GREIGE POWDER-COATED
NEW

CORNER SHELF PENTAGON DESIGN STRIPES

PU 1 = 1 pc., PU 2 = 5 pcs.

Width b (mm)	Reference	Price €/pcs.
200	ASE EGB F1	104,85
200	ASE E50 F1	118,25
200	ASE E51 F1	118,25

CORNER SHELF PENTAGON DESIGN RAYS

PU 1 = 1 pc., PU 2 = 5 pcs.

Width b (mm)	Reference	Price €/pcs.
200	ASE EGB F2	104,85
200	ASE E50 F2	118,25
200	ASE E51 F2	118,25

CORNER SHELF PENTAGON DESIGN BUBBLE

PU 1 = 1 pc., PU 2 = 5 pcs.

Width b (mm)	Reference	Price €/pcs.
200	ASE EGB F3	165,55
200	ASE E50 F3	179,50
200	ASE E51 F3	179,50

CORNER SHELF CIRCULAR ARC DESIGN STRIPES

PU 1 = 1 pc., PU 2 = 5 pcs.

Width b (mm)	Reference	Price €/pcs.
200	ASE EGB K1	94,85
200	ASE E50 K1	105,50
200	ASE E51 K1	105,50

CORNER SHELF CIRCULAR ARC DESIGN RAYS

PU 1 = 1 pc., PU 2 = 5 pcs.

Width b (mm)	Reference	Price €/pcs.
200	ASE EGB K2	94,85
200	ASE E50 K2	105,50
200	ASE E51 K2	105,50

CORNER SHELF CIRCULAR ARC DESIGN BUBBLE

PU 1 = 1 pc., PU 2 = 5 pcs.

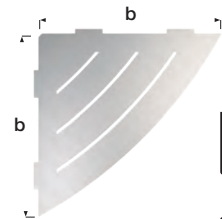
Width b (mm)	Reference	Price €/pcs.
200	ASE EGB K3	124,65
200	ASE E50 K3	149,40
200	ASE E51 K3	149,40

BRUSHED
(240K)

**STAINLESS STEEL
V2A**

BLACK
POWDER-COATED
MATT

STONE GREIGE
POWDER-COATED
NEW

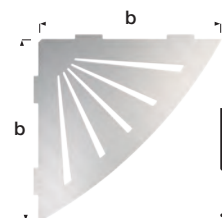


BRUSHED
(240K)

**STAINLESS STEEL
V2A**

BLACK
POWDER-COATED
MATT

STONE GREIGE
POWDER-COATED
NEW

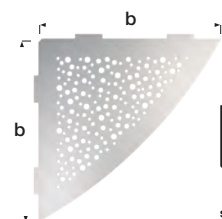


BRUSHED
(240K)

**STAINLESS STEEL
V2A**

BLACK
POWDER-COATED
MATT

STONE GREIGE
POWDER-COATED
NEW

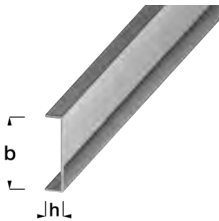




Application Listelli profile

alferstyle – Visually enhance the tile covering with a border.
Different widths and surfaces offer the right profile for every taste.

STAINLESS STEEL V2A



POLISHED

BRUSHED (240K)


CHECK PATTERN

LISTELLI PROFILE

PU 1 = 10 pcs., PU 2 = 50 pcs., PU 3 = 150 pcs.

Width b (mm)	Height h (mm)	Length (cm)	Reference	Price €/metre
25	6	250	ASL E 25 P	21,16
40	6	250	ASL E 40 P	31,59
25	6	250	ASL E 25 GB	23,72
40	6	250	ASL E 40 GB	35,41
25	6	250	ASL EK 25	21,16

ALUMINIUM



SILVER ANODIZED

CHROME ANODIZED

CHROME ANODIZED BRUSHED

LISTELLI PROFILE

PU 1 = 10 pcs., PU 2 = 50 pcs., PU 3 = 150 pcs.

Width b (mm)	Height h (mm)	Length (cm)	Reference	Price €/metre
10	8	250	ASL AE 10	8,86
25	6	250	ASL AE 25	15,95
10	8	250	ASL AESC 10	12,06
25	6	250	ASL AESC 25	25,02
10	8	250	ASL AESC 10 GB	15,66
25	6	250	ASL AESC 25 GB	22,23

LISTELLI PROFILE

PU 1 = 10 pcs., PU 2 = 50 pcs., PU 3 = 150 pcs.

Width b (mm)	Height h (mm)	Length (cm)	Reference	Price €/metre
25	6	250	ASL AEI 25 G	23,31
10	8	250	ASL AET 10	12,68
25	6	250	ASL AET 25	17,11
10	8	250	ASL AET 10 GGB	16,46
25	6	250	ASL AET 25 GGB	23,34
10	8	250	ASL AEC 10	12,68
25	6	250	ASL AEC 25	17,11
25	6	250	ASL AEG 25 GGB	23,31
25	6	250	ASL AEK 25 G	23,31
25	6	250	ASL AEK 25 GGB	23,31
25	6	250	ASL AER 25 G	23,31
25	6	250	ASL AEGR 25 G	23,31
25	6	250	ASL AEGR 25 GGB	23,31

ALUMINIUM

ICE
ANODIZED
HIGH GLOSS

TITANIUM
ANODIZED

TITANIUM
ANODIZED
HIGH GLOSS
BRUSHED

CHAMPAGNE
ANODIZED

GOLD
ANODIZED
HIGH GLOSS
BRUSHED


COPPER
ANODIZED
HIGH GLOSS

COPPER
ANODIZED
HIGH GLOSS
BRUSHED

RED
ANODIZED
HIGH GLOSS

GREY
ANODIZED
HIGH GLOSS

GREY
ANODIZED
HIGH GLOSS
BRUSHED






alferstyle

LISTELLI PROFILES

ALUMINIUM



SILVER GREY
POWDER-COATED
METALLIC

GREY
POWDER-COATED
METALLIC

ANTHRACITE
POWDER-COATED
METALLIC

COPPER
POWDER-COATED

COPPER
RUST
POWDER-COATED

COPPER
ANTIQUÉ
POWDER-COATED

CONCRETE
POWDER-COATED

DOLOMITE
POWDER-COATED

SAND
POWDER-COATED

LISTELLI PROFILE

PU 1 = 10 pcs., PU 2 = 50 pcs., PU 3 = 150 pcs.

Width b (mm)	Height h (mm)	Length (cm)	Reference	Price €/metre
25	6	250	ASL AP 2538	22,63
25	6	250	ASL AP 2540	22,63
25	6	250	ASL AP 2541	22,63
25	6	250	ASL AP 2532	22,63
25	6	250	ASL AS 2531	32,05
25	6	250	ASL AS 2530	32,05
25	6	250	ASL AS 2533	32,05
25	6	250	ASL AP 2534	28,13
25	6	250	ASL AP 2535	28,13

LISTELLI PROFILE

PU 1 = 10 pcs., PU 2 = 50 pcs., PU 3 = 150 pcs.

Width b (mm)	Height h (mm)	Length (cm)	Reference	Price €/metre
25	6	250	ASL AP 2536	28,13

25	6	250	ASL AP 2537	28,13
----	---	-----	-------------	--------------

25	6	250	ASL AP 2539	28,13
----	---	-----	-------------	--------------

25	6	250	ASL AP 2542	25,37
----	---	-----	-------------	--------------

25	6	250	ASL AP 2543	25,37
----	---	-----	-------------	--------------

25	6	250	ASL AP 2544	25,37
----	---	-----	-------------	--------------

25	6	250	ASL AP 2545	25,37
----	---	-----	-------------	--------------

LISTELLI PROFILE

PU 1 = 10 pcs., PU 2 = 50 pcs., PU 3 = 150 pcs.

Width b (mm)	Height h (mm)	Length (cm)	Reference	Price €/metre
25	6	250	ASL MC 25	38,29

QUARTZ
POWDER-COATED

FLINT
POWDER-COATED

BASALT
POWDER-COATED


CLAY
POWDER-COATED

TERRA
POWDER-COATED

MUD
POWDER-COATED


UMBER
POWDER-COATED

ALUMINIUM



CHROME-
PLATED

BRASS





alferstyle


SKIRTING BOARDS



Application Skirting Board

alferstyle – The designer aluminium baseboard elegantly finishes any floor covering towards the wall and are attached effortlessly with suitable mounting adhesive.

ALUMINIUM



SILVER
ANODIZED

SILVER
ANODIZED
BRUSHED

CHROME
ANODIZED
BRUSHED

TITANIUM
ANODIZED

CHAMPAGNE
ANODIZED

SKIRTING BOARD

PU 1 = 10 pcs., PU 2 = 50 pcs., PU 3 = 150 pcs.

Height h (mm)	Length (cm)	Reference	Price €/metre
40	250	ASS AE 40	10,76
60	250	ASS AE 60	11,78
80	250	ASS AE 80	13,39
100	250	ASS AE 100	16,07
<hr/>			
60	250	ASS AE 60 GB	14,46
<hr/>			
60	250	ASS AESC 60 GB	16,41
80	250	ASS AESC 80 GB	19,51
<hr/>			
60	250	ASS AET 60	14,13
80	250	ASS AET 80	16,06
<hr/>			
60	250	ASS AEC 60	14,13
80	250	ASS AEC 80	16,06

SKIRTING BOARD


PU 1 = 10 pcs., PU 2 = 50 pcs., PU 3 = 150 pcs.

Height h (mm)	Length (cm)	Reference	Price €/metre
60	250	ASS AP 6048	18,70
80	250	ASS AP 8048	23,26

60	250	ASS AP 6010	18,70
80	250	ASS AP 8010	23,26

WHITE
POWDER-COATED
MATT

ALUMINIUM



WHITE
POWDER-COATED





alferstyle

SKIRTING BOARDS

HIGH PRESSURE DIE CASTING



SILVER

fitting to
SILVER ANODIZED

CHROME

fitting to
CHROME ANODIZED BRUSHED

TITANIUM

fitting to
TITANIUM ANODIZED

CHAMPAGNE

fitting to
CHAMPAGNE ANODIZED

WHITE

fitting to
WHITE POWDER-COATED

WHITE MATT

fitting to
WHITE POWDER-COATED MATT

OUTSIDE CORNER

Blister = 2 pcs.

Height h (mm)	Reference	Blister	
		€/set	€/pcs.
40	ASS AE 40-A	17,26	8,63
60	ASS AE 60-A	17,26	8,63
80	ASS AE 80-A	17,26	8,63
100	ASS AE 100-A	17,26	8,63
60	ASS AESC 60 GB-A	19,40	9,70
80	ASS AESC 80 GB-A	19,40	9,70
60	ASS AET 60-A	18,34	9,17
80	ASS AET 80-A	18,34	9,17
60	ASS AEC 60-A	18,34	9,17
80	ASS AEC 80-A	18,34	9,17
60	ASS AP 6010-A	19,40	9,70
80	ASS AP 8010-A	19,40	9,70
60	ASS AP 6048-A	19,40	9,70
80	ASS AP 8048-A	19,40	9,70

INSIDE CORNER

Blister = 2 pcs.

Height h (mm)	Reference	Blister	
		€/set	€/pcs.
40	ASS AE 40-I	17,26	8,63
60	ASS AE 60-I	17,26	8,63
80	ASS AE 80-I	17,26	8,63
100	ASS AE 100-I	17,26	8,63
<hr/>			
60	ASS AESC 60 GB-I	19,40	9,70
80	ASS AESC 80 GB-I	19,40	9,70
<hr/>			
60	ASS AET 60-I	18,34	9,17
80	ASS AET 80-I	18,34	9,17
<hr/>			
60	ASS AEC 60-I	18,34	9,17
80	ASS AEC 80-I	18,34	9,17
<hr/>			
60	ASS AP 6010-I	19,40	9,70
80	ASS AP 8010-I	19,40	9,70
<hr/>			
60	ASS AP 6048-I	19,40	9,70
80	ASS AP 8048-I	19,40	9,70

SILVER
fitting to
SILVER ANODIZED

**HIGH PRESSURE
DIE CASTING**

CHROME
fitting to
CHROME ANODIZED BRUSHED

TITANIUM
fitting to
TITANIUM ANODIZED

CHAMPAGNE
fitting to
CHAMPAGNE ANODIZED

WHITE
fitting to
WHITE POWDER-COATED

WHITE MATT
fitting to
WHITE POWDER-COATED MATT





alferstyle

SKIRTING BOARDS

HIGH PRESSURE DIE CASTING



SILVER

fitting to
SILVER ANODIZED

CHROME

fitting to
CHROME ANODIZED BRUSHED

TITANIUM

fitting to
TITANIUM ANODIZED

CHAMPAGNE

fitting to
CHAMPAGNE ANODIZED

WHITE

fitting to
WHITE POWDER-COATED

WHITE MATT

fitting to
WHITE POWDER-COATED MATT

CONNECTOR

Blister = 2 pcs.

Height h (mm)	Reference	Blister	
		€/set	€/pcs.
40	ASS AE 40-V	14,42	7,21
60	ASS AE 60-V	14,42	7,21
80	ASS AE 80-V	14,42	7,21
100	ASS AE 100-V	14,42	7,21
60	ASS AESC 60 GB-V	16,36	8,18
80	ASS AESC 80 GB-V	16,36	8,18
60	ASS AET 60-V	14,78	7,39
80	ASS AET 80-V	14,78	7,39
60	ASS AEC 60-V	14,78	7,39
80	ASS AEC 80-V	14,78	7,39
60	ASS AP 6010-V	16,36	8,18
80	ASS AP 8010-V	16,36	8,18
60	ASS AP 6048-V	16,36	8,18
80	ASS AP 8048-V	16,36	8,18





alferstyle

SKIRTING BOARDS

HIGH PRESSURE DIE CASTING



SILVER

fitting to
SILVER ANODIZED

CHROME

fitting to
CHROME ANODIZED BRUSHED

TITANIUM

fitting to
TITANIUM ANODIZED

CHAMPAGNE

fitting to
CHAMPAGNE ANODIZED

WHITE

fitting to
WHITE POWDER-COATED

WHITE MATT

fitting to
WHITE POWDER-COATED MATT

END CAP LEFT

Blister = 2 pcs.

Height h (mm)	Reference	Blister	
		€/set	€/pcs.
40	ASS AE 40-L	14,42	7,21
60	ASS AE 60-L	14,42	7,21
80	ASS AE 80-L	14,42	7,21
100	ASS AE 100-L	14,42	7,21
60	ASS AESC 60 GB-L	16,36	8,18
80	ASS AESC 80 GB-L	16,36	8,18
60	ASS AET 60-L	14,78	7,39
80	ASS AET 80-L	14,78	7,39
60	ASS AEC 60-L	14,78	7,39
80	ASS AEC 80-L	14,78	7,39
60	ASS AP 6010-L	16,36	8,18
80	ASS AP 8010-L	16,36	8,18
60	ASS AP 6048-L	16,36	8,18
80	ASS AP 8048-L	16,36	8,18


END CAP RIGHT

Blister = 2 pcs.

Height h (mm)	Reference	Blister	
		€/set	€/pcs.
40	ASS AE 40-R	14,42	7,21
60	ASS AE 60-R	14,42	7,21
80	ASS AE 80-R	14,42	7,21
100	ASS AE 100-R	14,42	7,21
<hr/>			
60	ASS AESC 60 GB-R	16,36	8,18
80	ASS AESC 80 GB-R	16,36	8,18
<hr/>			
60	ASS AET 60-R	14,78	7,39
80	ASS AET 80-R	14,78	7,39
<hr/>			
60	ASS AEC 60-R	14,78	7,39
80	ASS AEC 80-R	14,78	7,39
<hr/>			
60	ASS AP 6010-R	16,36	8,18
80	ASS AP 8010-R	16,36	8,18
<hr/>			
60	ASS AP 6048-R	16,36	8,18
80	ASS AP 8048-R	16,36	8,18

SILVER
fitting to
SILVER ANODIZED

**ALUMINIUM
HIGH PRESSURE
DIE CASTING**



CHROME
fitting to
CHROME ANODIZED BRUSHED

TITANIUM
fitting to
TITANIUM ANODIZED

CHAMPAGNE
fitting to
CHAMPAGNE ANODIZED

WHITE
fitting to
WHITE POWDER-COATED

WHITE MATT
fitting to
WHITE POWDER-COATED MATT

