

alferbasic

ANGLE PROFILES

The finishing touches for tiles, parquet, laminate, design floors or carpet.

Whether as a closure or transition between coverings, the profiles of the alferbasic series protect the tile edges and create an elegant look. A variety of options, materials and finishes offers the right product for you for every application. Whether functionally elegant or cosily rustic, the profiles fit into any environment. They can be cleverly placed even according to the designer's touch.

Even for applications with special loads you will be delighted with alferbasic. Therefore, anodized aluminium profiles impress particularly in damp areas. The quality of brass and stainless steel is especially evident when under mechanical stress. The powder coatings available in many shades of colour are also hard-wearing.


The alferbasic series offer angle profiles in heights from 2 mm to 30 mm.





alferbasic

ANGLE PROFILES



Application angle profile

alferbasic – Angle profiles are classical closures for tile coverings.
Decorative and functional: the perfect protection for tile edges.

STAINLESS STEEL V2A



GLOSSY

ANGLE PROFILE

PU 1 = 10 pcs., PU 2 = 50 pcs., PU 3 = 150 pcs.

Height h (mm)	Length (cm)	Reference	Price €/metre
2	250	AB E 20	7,13
3	250	AB E 30	7,51
4,5	250	AB E 45	7,95
	300	AB E 45	7,95
6	250	AB E 60	8,21
	300	AB E 60	8,21
	100	AB E 60	9,03
8	250	AB E 80	8,57
	300	AB E 80	8,57
	100	AB E 80	9,42
9	250	AB E 90	8,82
	300	AB E 90	8,82
10	250	AB E 100	9,06
	300	AB E 100	9,06
	100	AB E 100	9,97
11	250	AB E 110	9,31
	300	AB E 110	9,31
	100	AB E 110	10,24
12,5	250	AB E 125	9,53
	300	AB E 125	9,53
	100	AB E 125	10,49
15	250	AB E 150	10,03
	300	AB E 150	10,03
	100	AB E 150	11,04

ANGLE PROFILE

PU 1 = 10 pcs., PU 2 = 50 pcs., PU 3 = 150 pcs.

Height h (mm)	Length (cm)	Reference	Price €/metre
16,5	250	AB E 165	10,13
17,5	250	AB E 175	10,24
18,5	250	AB E 185	10,34
	300	AB E 185	10,34
20	250	AB E 200	10,55
	300	AB E 200	10,55
22	250	AB E 220	10,76
25	250	AB E 250	11,07
30	250	AB E 300	13,35
<hr/>			
6	250	AB E 60 GB	12,08
	300	AB E 60 GB	12,08
8	250	AB E 80 GB	12,40
	300	AB E 80 GB	12,40
9	250	AB E 90 GB	12,64
	300	AB E 90 GB	12,64
10	250	AB E 100 GB	12,83
	300	AB E 100 GB	12,83
11	250	AB E 110 GB	13,16
	300	AB E 110 GB	13,16
12,5	250	AB E 125 GB	13,34
	300	AB E 125 GB	13,34
15	250	AB E 150 GB	13,79
	300	AB E 150 GB	13,79
<hr/>			
6	250	AB E 60 P	12,08
	300	AB E 60 P	12,08
8	250	AB E 80 P	12,40
	300	AB E 80 P	12,40
9	250	AB E 90 P	12,64
	300	AB E 90 P	12,64
10	250	AB E 100 P	12,83
	300	AB E 100 P	12,83
11	250	AB E 110 P	13,16
	300	AB E 110 P	13,16
12,5	250	AB E 125 P	13,34
	300	AB E 125 P	13,34
15	250	AB E 150 P	13,79
	300	AB E 150 P	13,79

GLOSSY

**STAINLESS STEEL
V2A**



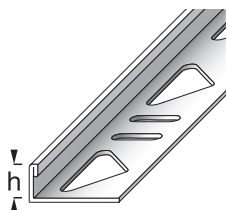
BRUSHED
(240K)

POLISHED

alferbasic

ANGLE PROFILES

STAINLESS STEEL V4A



ANGLE PROFILE

PU 1 = 10 pcs., PU 2 = 50 pcs., PU 3 = 150 pcs.

Height h (mm)	Length (cm)	Reference	Price €/metre
6	250	AB E4 60	9,66
8	250	AB E4 80	10,15
9	250	AB E4 90	10,38
10	250	AB E4 100	10,60
11	250	AB E4 110	10,81
12,5	250	AB E4 125	11,16
15	250	AB E4 150	11,63

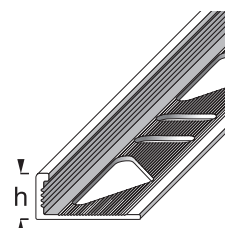


ANGLE PROFILE

PU 1 = 10 pcs., PU 2 = 50 pcs., PU 3 = 150 pcs.

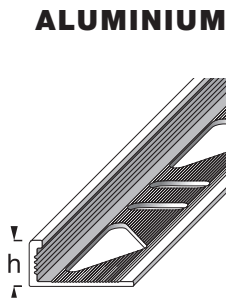
Height h (mm)	Length (cm)	Reference	Price €/metre
2	250	AB A 20	2,44
	300	AB A 20	2,44
3	250	AB A 30	2,52
	300	AB A 30	2,52
4,5	250	AB A 45	2,59
	300	AB A 45	2,59
6	250	AB A 60	2,81
	300	AB A 60	2,81
	100	AB A 60	3,10
8	250	AB A 80	2,87
	300	AB A 80	2,87
	100	AB A 80	3,17
9	250	AB A 90	2,91
	300	AB A 90	2,91
10	250	AB A 100	2,94
	300	AB A 100	2,94
	100	AB A 100	3,24
11	250	AB A 110	3,10
	300	AB A 110	3,10
	100	AB A 110	3,40
12,5	250	AB A 125	3,21
	300	AB A 125	3,21
	100	AB A 125	3,53
15	250	AB A 150	3,57
	300	AB A 150	3,57
	100	AB A 150	3,93
17,5	250	AB A 175	3,76
18,5	250	AB A 185	3,92
	300	AB A 185	3,92
20	250	AB A 200	4,17
	300	AB A 200	4,17
22	250	AB A 220	4,42
25	250	AB A 250	4,78
30	250	AB A 300	5,02

NATURAL ALUMINIUM



alferbasic

ANGLE PROFILES



**SILVER
ANODIZED**

ANGLE PROFILE

PU 1 = 10 pcs., PU 2 = 50 pcs., PU 3 = 150 pcs.

Height h (mm)	Length (cm)	Reference	Price €/metre
2	250	AB AE 20	3,14
	300	AB AE 20	3,14
3	250	AB AE 30	3,29
	300	AB AE 30	3,29
4,5	250	AB AE 45	3,66
	300	AB AE 45	3,66
6	250	AB AE 60	3,97
	300	AB AE 60	3,97
	100	AB AE 60	4,37
8	250	AB AE 80	4,07
	300	AB AE 80	4,07
	100	AB AE 80	4,48
9	250	AB AE 90	4,23
	300	AB AE 90	4,23
10	250	AB AE 100	4,28
	300	AB AE 100	4,28
	100	AB AE 100	4,72
11	250	AB AE 110	4,34
	300	AB AE 110	4,34
	100	AB AE 110	4,78
12,5	250	AB AE 125	4,44
	300	AB AE 125	4,44
	100	AB AE 125	4,89
15	250	AB AE 150	4,91
	300	AB AE 150	4,91
	100	AB AE 150	5,40
17,5	250	AB AE 175	5,21
18,5	250	AB AE 185	5,60
	300	AB AE 185	5,60
20	250	AB AE 200	5,91
	300	AB AE 200	5,91
22	250	AB AE 220	6,22
25	250	AB AE 250	6,79
30	250	AB AE 300	7,71
<hr/>			
6	250	AB AESC 60	6,18
8	250	AB AESC 80	6,95
9	250	AB AESC 90	7,08
10	250	AB AESC 100	7,15
11	250	AB AESC 110	7,54
12,5	250	AB AESC 125	7,91

**CHROME
ANODIZED**

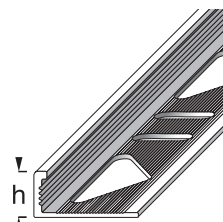
ANGLE PROFILE

PU 1 = 10 pcs., PU 2 = 50 pcs., PU 3 = 150 pcs.

Height h (mm)	Length (cm)	Reference	Price €/metre
6	250	AB AESC 60 GB	6,50
8	250	AB AESC 80 GB	7,29
9	250	AB AESC 90 GB	7,44
10	250	AB AESC 100 GB	7,51
11	250	AB AESC 110 GB	7,91
12,5	250	AB AESC 125 GB	8,31
<hr/>			
6	250	AB AET 60	4,37
8	250	AB AET 80	4,48
9	250	AB AET 90	4,65
10	250	AB AET 100	4,72
11	250	AB AET 110	4,78
12,5	250	AB AET 125	4,89
<hr/>			
6	250	AB AET 60 GGB	7,00
8	250	AB AET 80 GGB	7,15
9	250	AB AET 90 GGB	7,30
10	250	AB AET 100 GGB	7,41
11	250	AB AET 110 GGB	7,75
12,5	250	AB AET 125 GGB	8,10
<hr/>			
6	250	AB AEG 60	4,37
8	250	AB AEG 80	4,48
9	250	AB AEG 90	4,65
10	250	AB AEG 100	4,72
11	250	AB AEG 110	4,78
12,5	250	AB AEG 125	4,89
<hr/>			
6	250	AB AES 60 GB	7,81
8	250	AB AES 80 GB	8,86
9	250	AB AES 90 GB	9,35
10	250	AB AES 100 GB	9,79
11	250	AB AES 110 GB	10,69
12,5	250	AB AES 125 GB	11,98

ALUMINIUM

CHROME
ANODIZED
BRUSHED



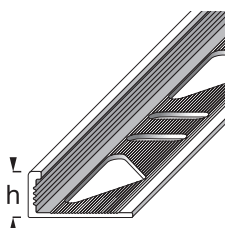
TITANIUM
ANODIZED

TITANIUM
ANODIZED
HIGH GLOSS
BRUSHED

GOLD
ANODIZED

BLACK
ANODIZED
BRUSHED

ALUMINIUM



WHITE POWDER-COATED

BEIGE POWDER-COATED

MANHATTAN POWDER-COATED

BLACK POWDER-COATED

ANGLE PROFILE

PU 1 = 10 pcs., PU 2 = 50 pcs., PU 3 = 150 pcs.

Height h (mm)	Length (cm)	Reference	Price €/metre
6	250	AB AP 6010	5,13
	300	AB AP 6010	5,13
8	250	AB AP 8010	5,30
	300	AB AP 8010	5,30
9	250	AB AP 9010	5,38
	300	AB AP 9010	5,38
10	250	AB AP 10010	5,45
	300	AB AP 10010	5,45
11	250	AB AP 11010	5,67
	300	AB AP 11010	5,67
12,5	250	AB AP 12510	5,90
	300	AB AP 12510	5,90
6	250	AB AP 6012	5,13
	8	250	AB AP 8012
9	250	AB AP 9012	5,38
10	250	AB AP 10012	5,45
11	250	AB AP 11012	5,67
12,5	250	AB AP 12512	5,90
6	250	AB AP 6011	5,13
	8	250	AB AP 8011
9	250	AB AP 9011	5,38
10	250	AB AP 10011	5,45
11	250	AB AP 11011	5,67
12,5	250	AB AP 12511	5,90
6	250	AB AP 6014	5,13
	8	250	AB AP 8014
9	250	AB AP 9014	5,38
10	250	AB AP 10014	5,45
11	250	AB AP 11014	5,67
12,5	250	AB AP 12514	5,90

ANGLE PROFILE

PU 1 = 10 pcs., PU 2 = 50 pcs., PU 3 = 150 pcs.

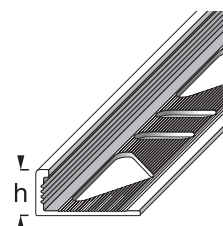
Height h (mm)	Length (cm)	Reference	Price €/metre
4,5	250	AB M 45	8,41
6	250	AB M 60	8,58
	300	AB M 60	8,58
	100	AB M 60	9,43
8	250	AB M 80	8,97
	300	AB M 80	8,97
	100	AB M 80	9,87
10	250	AB M 100	9,31
	300	AB M 100	9,31
	100	AB M 100	10,24
12,5	250	AB M 125	10,16
	300	AB M 125	10,16
	100	AB M 125	11,17
15	250	AB M 150	11,02
<hr/>			
6	250	AB MC 60	21,73
8	250	AB MC 80	22,22
10	250	AB MC 100	22,80
12,5	250	AB MC 125	23,27

ANGLE PROFILE VISIBLE EDGE 5 mm

PU 1 = 10 pcs., PU 2 = 50 pcs., PU 3 = 150 pcs.

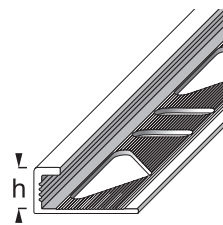
Height h (mm)	Length (cm)	Reference	Price €/metre
6	250	AB M5C 60	23,24
8	250	AB M5C 80	23,92
10	250	AB M5C 100	24,81
12,5	250	AB M5C 125	25,80

NATURAL BRASS

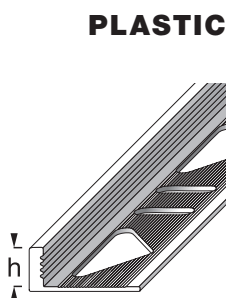


CHROMIUM-PLATED

CHROMIUM-PLATED BRASS



**VISIBLE EDGE:
5 mm**



WHITE

**JASMINE /
PERGAMON**

BEIGE

ANGLE PROFILE

PU 1 = 10 pcs., PU 2 = 50 pcs., PU 3 = 150 pcs.

Height h (mm)	Length (cm)	Reference	Price €/metre
6	250	AB P 6010	1,50
	300	AB P 6010	1,50
8	250	AB P 8010	1,66
	300	AB P 8010	1,66
10	250	AB P 10010	1,85
	300	AB P 10010	1,85
11	250	AB P 11010	1,92
	300	AB P 11010	1,92
12,5	250	AB P 12510	2,03
	300	AB P 12510	2,03
6	250	AB P 6013	1,50
	300	AB P 6013	1,50
8	250	AB P 8013	1,66
	300	AB P 8013	1,66
10	250	AB P 10013	1,85
	300	AB P 10013	1,85
12,5	250	AB P 12513	2,03
	300	AB P 12513	2,03
6	250	AB P 6012	1,50
	300	AB P 6012	1,50
8	250	AB P 8012	1,66
	300	AB P 8012	1,66
10	250	AB P 10012	1,85
	300	AB P 10012	1,85
12,5	250	AB P 12512	2,03
	300	AB P 12512	2,03

ANGLE PROFILE

PU 1 = 10 pcs., PU 2 = 50 pcs., PU 3 = 150 pcs.

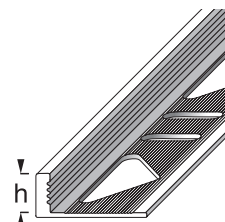
Height h (mm)	Length (cm)	Reference	Price €/metre
6	250	AB P 6011	1,50
	300	AB P 6011	1,50
8	250	AB P 8011	1,66
	300	AB P 8011	1,66
10	250	AB P 10011	1,85
	300	AB P 10011	1,85
12,5	250	AB P 12511	2,03
	300	AB P 12511	2,03

6	250	AB P 6015	1,50
	300	AB P 6015	1,50
8	250	AB P 8015	1,66
	300	AB P 8015	1,66
10	250	AB P 10015	1,85
	300	AB P 10015	1,85
12,5	250	AB P 12515	2,03
	300	AB P 12515	2,03

6	250	AB P 6014	1,50
	300	AB P 6014	1,50
8	250	AB P 8014	1,66
	300	AB P 8014	1,66
10	250	AB P 10014	1,85
	300	AB P 10014	1,85
12,5	250	AB P 12514	2,03
	300	AB P 12514	2,03

MANHATTAN

PLASTIC



CONCRETE GREY

BLACK