



alferbasic

ANGLE PROFILES

The finishing touches for tiles, parquet, laminate, design floors or carpet.

Whether as a closure or transition between coverings, the profiles of the alferbasic series protect the tile edges and create an elegant look. A variety of options, materials and finishes offers the right product for you and every application. Whether functionally elegant or cosily rustic, the profiles fit into any environment. They can be cleverly placed even according to the designer's touch.

Even for applications with special loads you will be delighted with alferbasic. Therefore, anodized aluminium profiles impress particularly in damp areas. The quality of brass and stainless steel is especially evident when under mechanical stress. The powder coatings, available in many shades of colour, are also hard-wearing.

The alferbasic series offer angle profiles in heights from 2mm to 30mm.








alferbasic

ANGLE PROFILES



Application angle profile

alferbasic – Angle profiles are classical closures for tile coverings.
Decorative and functional: the perfect protection for tile edges.

STAINLESS STEEL V2A



GLOSSY

ANGLE PROFILE

PU 1 = 10 pcs., PU 2 = 50 pcs., PU 3 = 150 pcs.

Height h (mm)	Length (cm)	Reference	Price €/metre
2	250	AB E 20	9,01
3	250	AB E 30	9,49
4,5	250	AB E 45	10,04
	300	AB E 45	10,04
6	250	AB E 60	10,38
	300	AB E 60	10,38
	100	AB E 60	11,42
7	250	AB E 70	10,60
	300	AB E 70	10,60
8	250	AB E 80	10,82
	300	AB E 80	10,82
	100	AB E 80	11,90
9	250	AB E 90	11,14
	300	AB E 90	11,14
10	250	AB E 100	11,45
	300	AB E 100	11,45
	100	AB E 100	12,58
11	250	AB E 110	11,75
	300	AB E 110	11,75
	100	AB E 110	12,94
12,5	250	AB E 125	12,04
	300	AB E 125	12,04
	100	AB E 125	13,24

ANGLE PROFILE

PU 1 = 10 pcs., PU 2 = 50 pcs., PU 3 = 150 pcs.

Height h (mm)	Length (cm)	Reference	Price €/metre
15	250	AB E 150	12,67
	300	AB E 150	12,67
	100	AB E 150	13,95
16,5	250	AB E 165	12,80
17,5	250	AB E 175	12,94
18,5	250	AB E 185	13,05
	300	AB E 185	13,05
20	250	AB E 200	13,32
	300	AB E 200	13,32
22	250	AB E 220	13,59
25	250	AB E 250	13,98
30	250	AB E 300	16,85
<hr/>			
6	250	AB E 60 P	15,26
	300	AB E 60 P	15,26
8	250	AB E 80 P	15,65
	300	AB E 80 P	15,65
9	250	AB E 90 P	15,98
	300	AB E 90 P	15,98
10	250	AB E 100 P	16,20
	300	AB E 100 P	16,20
11	250	AB E 110 P	16,63
	300	AB E 110 P	16,63
12,5	250	AB E 125 P	16,84
	300	AB E 125 P	16,84
15	250	AB E 150 P	17,41
	300	AB E 150 P	17,41
<hr/>			
6	250	AB E 60 GB	15,26
	300	AB E 60 GB	15,26
7	250	AB E 70 GB	15,43
	300	AB E 70 GB	15,43
8	250	AB E 80 GB	15,65
	300	AB E 80 GB	15,65
9	250	AB E 90 GB	15,98
	300	AB E 90 GB	15,98
10	250	AB E 100 GB	16,20
	300	AB E 100 GB	16,20
11	250	AB E 110 GB	16,63
	300	AB E 110 GB	16,63
12,5	250	AB E 125 GB	16,84
	300	AB E 125 GB	16,84
15	250	AB E 150 GB	17,41
	300	AB E 150 GB	17,41
22	250	AB E 220 GB	19,16
	300	AB E 220 GB	19,16

GLOSSY

**STAINLESS STEEL
V2A**



POLISHED


BRUSHED
(240K)



alferbasic

ANGLE PROFILES

STAINLESS STEEL V4A



ANGLE PROFILE

PU 1 = 10 pcs., PU 2 = 50 pcs., PU 3 = 150 pcs.

Height h (mm)	Length (cm)	Reference	Price €/metre
6	250	AB E4 60	12,20
8	250	AB E4 80	12,82
9	250	AB E4 90	13,11
10	250	AB E4 100	13,40
11	250	AB E4 110	13,65
12,5	250	AB E4 125	14,10



ANGLE PROFILE


PU 1 = 10 pcs., PU 2 = 50 pcs., PU 3 = 150 pcs.

Height h (mm)	Length (cm)	Reference	Price €/metre
2	250	AB A 20	3,14
	300	AB A 20	3,14
3	250	AB A 30	3,24
	300	AB A 30	3,24
4,5	250	AB A 45	3,33
	300	AB A 45	3,33
6	250	AB A 60	3,61
	300	AB A 60	3,61
	100	AB A 60	4,00
8	250	AB A 80	3,70
	300	AB A 80	3,70
	100	AB A 80	4,08
9	250	AB A 90	3,76
	300	AB A 90	3,76
10	250	AB A 100	3,79
	300	AB A 100	3,79
	100	AB A 100	4,17
11	250	AB A 110	4,00
	300	AB A 110	4,00
	100	AB A 110	4,39
12,5	250	AB A 125	4,14
	300	AB A 125	4,14
	100	AB A 125	4,55
15	250	AB A 150	4,60
	300	AB A 150	4,60
	100	AB A 150	5,07
16,5	250	AB A 165	4,75
17,5	250	AB A 175	4,84
18,5	250	AB A 185	5,06
	300	AB A 185	5,06
20	250	AB A 200	5,37
	300	AB A 200	5,37
22	250	AB A 220	5,70
25	250	AB A 250	6,16
30	250	AB A 300	6,48

2	250	AB AE 20	4,05
	300	AB AE 20	4,05
3	250	AB AE 30	4,24
	300	AB AE 30	4,24
4,5	250	AB AE 45	4,72
	300	AB AE 45	4,72
6	250	AB AE 60	5,12
	300	AB AE 60	5,12
	100	AB AE 60	5,63
8	250	AB AE 80	5,24
	300	AB AE 80	5,24
	100	AB AE 80	5,78

NATURAL

ALUMINIUM




SILVER
ANODIZED



alferbasic

ANGLE PROFILES

ALUMINIUM



SILVER ANODIZED

CHROME ANODIZED

CHROME ANODIZED BRUSHED

ANGLE PROFILE

PU 1 = 10 pcs., PU 2 = 50 pcs., PU 3 = 150 pcs.

Height h (mm)	Length (cm)	Reference	Price €/metre
9	250	AB AE 90	5,45
	300	AB AE 90	5,45
10	250	AB AE 100	5,51
	300	AB AE 100	5,51
	100	AB AE 100	6,08
11	250	AB AE 110	5,59
	300	AB AE 110	5,59
	100	AB AE 110	6,16
12,5	250	AB AE 125	5,72
	300	AB AE 125	5,72
	100	AB AE 125	6,30
15	250	AB AE 150	6,33
	300	AB AE 150	6,33
	100	AB AE 150	6,97
16,5	250	AB AE 165	6,48
17,5	250	AB AE 175	6,72
18,5	250	AB AE 185	7,22
	300	AB AE 185	7,22
20	250	AB AE 200	7,62
	300	AB AE 200	7,62
22	250	AB AE 220	8,03
25	250	AB AE 250	8,75
30	250	AB AE 300	9,94
<hr/>			
6	250	AB AESC 60	7,96
8	250	AB AESC 80	8,95
9	250	AB AESC 90	9,13
10	250	AB AESC 100	9,22
11	250	AB AESC 110	9,72
12,5	250	AB AESC 125	10,19
<hr/>			
6	250	AB AESC 60 GB	8,38
8	250	AB AESC 80 GB	9,39
9	250	AB AESC 90 GB	9,59
10	250	AB AESC 100 GB	9,69
11	250	AB AESC 110 GB	10,19
12,5	250	AB AESC 125 GB	10,71


ANGLE PROFILE

PU 1 = 10 pcs., PU 2 = 50 pcs., PU 3 = 150 pcs.

Height h (mm)	Length (cm)	Reference	Price €/metre
6	250	AB AET 60	5,63
8	250	AB AET 80	5,78
9	250	AB AET 90	6,00
10	250	AB AET 100	6,08
11	250	AB AET 110	6,16
12,5	250	AB AET 125	6,30
<hr/>			
6	250	AB AET 60 GGB	9,03
8	250	AB AET 80 GGB	9,22
9	250	AB AET 90 GGB	9,40
10	250	AB AET 100 GGB	9,56
11	250	AB AET 110 GGB	9,98
12,5	250	AB AET 125 GGB	10,44
<hr/>			
6	250	AB AEG 60	5,63
8	250	AB AEG 80	5,78
9	250	AB AEG 90	6,00
10	250	AB AEG 100	6,08
11	250	AB AEG 110	6,16
12,5	250	AB AEG 125	6,30
<hr/>			
6	250	AB AES 60	6,36
8	250	AB AES 80	6,48
	300	AB AES 80	5,89
9	250	AB AES 90	6,68
10	250	AB AES 100	6,75
	300	AB AES 100	6,75
11	250	AB AES 110	6,83
	300	AB AES 110	6,83
12,5	250	AB AES 125	6,96
	300	AB AES 125	6,96
<hr/>			
6	250	AB AES 60 GB	10,07
8	250	AB AES 80 GB	11,41
	300	AB AES 80 GB	11,41
9	250	AB AES 90 GB	12,04
10	250	AB AES 100 GB	12,61
	300	AB AES 100 GB	12,61
11	250	AB AES 110 GB	13,78
	300	AB AES 110 GB	13,78
12,5	250	AB AES 125 GB	15,44
	300	AB AES 125 GB	15,44

TITANIUM
ANODIZED

ALUMINIUM



TITANIUM
ANODIZED
HIGH GLOSS
BRUSHED

GOLD
ANODIZED

BLACK
ANODIZED


BLACK
ANODIZED
BRUSHED



alferbasic

ANGLE PROFILES

ALUMINIUM



**SILVER GREY
POWDER-COATED
METALLIC**

ANGLE PROFILE

PU 1 = 10 pcs., PU 2 = 50 pcs., PU 3 = 150 pcs.

Height h (mm)	Length (cm)	Reference	Price €/metre
8	300	AB AP 8038	11,37
11	300	AB AP 11038	12,66

**GREY
POWDER-COATED
METALLIC**

8	300	AB AP 8040	11,37
11	300	AB AP 11040	12,66

**ANTHRACITE
POWDER-COATED
METALLIC**

8	300	AB AP 8041	11,37
11	300	AB AP 11041	12,66

**DOLOMITE
POWDER-COATED**

8	300	AB AP 8034	14,44
11	300	AB AP 11034	15,74

**SAND
POWDER-COATED**

8	300	AB AP 8035	14,44
11	300	AB AP 11035	15,74

**QUARTZ
POWDER-COATED**

8	300	AB AP 8036	14,44
11	300	AB AP 11036	15,74

**FLINT
POWDER-COATED**

8	300	AB AP 8037	14,44
11	300	AB AP 11037	15,74

**BASALT
POWDER-COATED**

8	300	AB AP 8039	14,44
11	300	AB AP 11039	15,74

**UMBER
POWDER-COATED**

8	300	AB AP 8045	12,90
11	300	AB AP 11045	14,20

ANGLE PROFILE

PU 1 = 10 pcs., PU 2 = 50 pcs., PU 3 = 150 pcs.

Height h (mm)	Length (cm)	Reference	Price €/metre
6	250	AB AP 6014	6,62
8	250	AB AP 8014	6,83
9	250	AB AP 9014	6,92
10	250	AB AP 10014	7,03
11	250	AB AP 11014	7,31
	300	AB AP 11014	7,31
12,5	250	AB AP 12514	7,60

6	250	AB AP 6050	8,61
8	250	AB AP 8050	8,88
9	250	AB AP 9050	9,00
10	250	AB AP 10050	9,14
11	250	AB AP 11050	9,50
12,5	250	AB AP 12550	9,88

6	250	AB AP 6010	6,62
	300	AB AP 6010	6,62
8	250	AB AP 8010	6,83
	300	AB AP 8010	6,83
9	250	AB AP 9010	6,92
	300	AB AP 9010	6,92
10	250	AB AP 10010	7,03
	300	AB AP 10010	7,03
11	250	AB AP 11010	7,31
	300	AB AP 11010	7,31
12,5	250	AB AP 12510	7,60
	300	AB AP 12510	7,60


6	250	AB AP 6013	6,62
8	250	AB AP 8013	6,83
9	250	AB AP 9013	6,92
10	250	AB AP 10013	7,03
11	250	AB AP 11013	7,31
12,5	250	AB AP 12513	7,60

6	250	AB AP 6012	6,62
8	250	AB AP 8012	6,83
9	250	AB AP 9012	6,92
10	250	AB AP 10012	7,03
11	250	AB AP 11012	7,31
12,5	250	AB AP 12512	7,60

6	250	AB AP 6011	6,62
8	250	AB AP 8011	6,83
9	250	AB AP 9011	6,92
10	250	AB AP 10011	7,03
11	250	AB AP 11011	7,31
12,5	250	AB AP 12511	7,60

**BLACK
POWDER-COATED**

ALUMINIUM



**BLACK
POWDER-COATED
MATT
NEW**

**WHITE
POWDER-COATED**

**JASMIN /
PERGAMON
POWDER-COATED**

**BEIGE
POWDER-COATED**

**MANHATTAN
POWDER-COATED**



alferbasic

ANGLE PROFILES

BRASS



NATURAL

CHROME-PLATED

BRASS



CHROME-PLATED

ANGLE PROFILE

PU 1 = 10 pcs., PU 2 = 50 pcs., PU 3 = 150 pcs.

Height h (mm)	Length (cm)	Reference	Price €/metre
4,5	250	AB M 45	10,65
6	250	AB M 60	10,87
	300	AB M 60	10,87
	100	AB M 60	11,94
8	250	AB M 80	11,35
	300	AB M 80	11,35
	100	AB M 80	12,49
10	250	AB M 100	11,78
	300	AB M 100	11,78
	100	AB M 100	12,97
12,5	250	AB M 125	12,86
	300	AB M 125	12,86
	100	AB M 125	14,14
15	250	AB M 150	13,96
<hr/>			
6	250	AB MC 60	27,51
8	250	AB MC 80	28,13
10	250	AB MC 100	28,86
11	250	AB MC 110	29,16
12,5	250	AB MC 125	29,45

ANGLE PROFILE VISIBLE EDGE 5 mm

PU 1 = 10 pcs., PU 2 = 50 pcs., PU 3 = 150 pcs.


Height h (mm)	Length (cm)	Reference	Price €/metre
6	250	AB M5C 60	29,42
8	250	AB M5C 80	30,29
10	250	AB M5C 100	31,41
12,5	250	AB M5C 125	32,66





alferbasic

ANGLE PROFILES



PLASTIC

WHITE

**JASMINE /
PERGAMON**

BEIGE

ANGLE PROFILE

PU 1 = 10 pcs., PU 2 = 50 pcs., PU 3 = 150 pcs.

Height h (mm)	Length (cm)	Reference	Price €/metre
6	250	AB P 6010	1,90
	300	AB P 6010	1,90
8	250	AB P 8010	2,10
	300	AB P 8010	2,10
10	250	AB P 10010	2,35
	300	AB P 10010	2,35
11	250	AB P 11010	2,44
	300	AB P 11010	2,44
12,5	250	AB P 12510	2,57
	300	AB P 12510	2,57
<hr/>			
6	250	AB P 6013	1,90
	300	AB P 6013	1,90
8	250	AB P 8013	2,10
	300	AB P 8013	2,10
10	250	AB P 10013	2,35
	300	AB P 10013	2,35
12,5	250	AB P 12513	2,57
	300	AB P 12513	2,57
<hr/>			
6	250	AB P 6012	1,90
	300	AB P 6012	1,90
8	250	AB P 8012	2,10
	300	AB P 8012	2,10
10	250	AB P 10012	2,35
	300	AB P 10012	2,35
12,5	250	AB P 12512	2,57
	300	AB P 12512	2,57

ANGLE PROFILE

PU 1 = 10 pcs., PU 2 = 50 pcs., PU 3 = 150 pcs.

Height h (mm)	Length (cm)	Reference	Price €/metre
6	250	AB P 6011	1,90
	300	AB P 6011	1,90
8	250	AB P 8011	2,10
	300	AB P 8011	2,10
10	250	AB P 10011	2,35
	300	AB P 10011	2,35
12,5	250	AB P 12511	2,57
	300	AB P 12511	2,57
<hr/>			
6	250	AB P 6015	1,90
	300	AB P 6015	1,90
8	250	AB P 8015	2,10
	300	AB P 8015	2,10
10	250	AB P 10015	2,35
	300	AB P 10015	2,35
12,5	250	AB P 12515	2,57
	300	AB P 12515	2,57
<hr/>			
6	250	AB P 6014	1,90
	300	AB P 6014	1,90
8	250	AB P 8014	2,10
	300	AB P 8014	2,10
10	250	AB P 10014	2,35
	300	AB P 10014	2,35
12,5	250	AB P 12514	2,57
	300	AB P 12514	2,57

MANHATTAN

PLASTIC



CONCRETE GREY

BLACK