



alferflex

EXPANSION JOINT PROFILES

Discreet appearance despite strong effect. Laminate expansion joints with alferpro profiles.


Expansion joints are for compensating floor tensions in large areas, especially in public or commercial spaces and alferflex is a functional solution which prevents cracks in the flooring. In order to keep the continuous appearance of a surface with as little disturbance as possible, we have designed very slim expansion joint profiles.





alferflex

EXPANSION JOINT PROFILES



Application expansion joint profile

alferflex – The expansion joint profiles were designed for thin-bed laying with very high mechanical loads and provide lasting protection against stress cracking.


EXPANSION JOINT PROFILE JOINT WIDTH 10 mm

PU 1 = 10 pcs., PU 2 = 50 pcs., PU 3 = 150 pcs.

Height h (mm)	Length (cm)	Reference	Price €/metre
2	250	AF E 2015	25,13
3	250	AF E 3015	25,13
4,5	250	AF E 4515	25,13
6	250	AF E 6015	25,13
8	250	AF E 8015	28,89
10	250	AF E 10015	31,79
11	250	AF E 11015	33,12
12,5	250	AF E 12515	33,53
15	250	AF E 15015	39,49
16,5	250	AF E 16515	40,63
17,5	250	AF E 17515	41,80
18,5	250	AF E 18515	41,80
20	250	AF E 20015	44,06
22	250	AF E 22015	46,40
25	250	AF E 25015	48,67
30	250	AF E 30015	53,29

**STAINLESS STEEL
V2A**

**DARK
GREY**



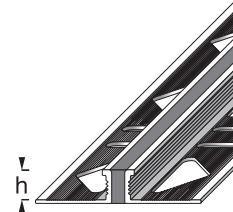
EXPANSION JOINT PROFILE JOINT WIDTH 10 mm

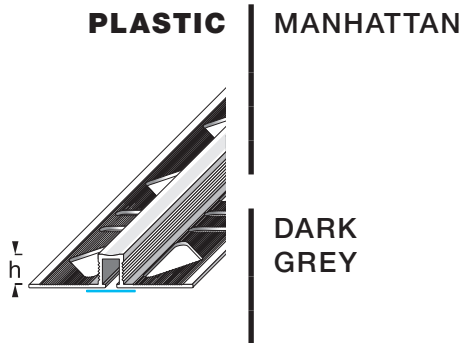
PU 1 = 10 pcs., PU 2 = 50 pcs., PU 3 = 150 pcs.

Height h (mm)	Length (cm)	Reference	Price €/metre
2	250	AF A 2015	14,47
3	250	AF A 3015	14,47
4,5	250	AF A 4515	14,51
6	250	AF A 6015	14,99
8	250	AF A 8015	16,16
10	250	AF A 10015	16,63
11	250	AF A 11015	17,08
12,5	250	AF A 12515	17,70
15	250	AF A 15015	18,59
16,5	250	AF A 16515	19,66
17,5	250	AF A 17515	20,63
18,5	250	AF A 18515	21,69
20	250	AF A 20015	23,09
22	250	AF A 22015	24,06
25	250	AF A 25015	25,05
30	250	AF A 30015	26,62

**DARK
GREY**

ALUMINIUM





EXPANSION JOINT PROFILE JOINT WIDTH 5 mm

PU 1 = 10 pcs., PU 2 = 50 pcs., PU 3 = 150 pcs.

Height h (mm)	Length (cm)	Reference	Price €/metre
6	250	AF P 6011-5	4,17
8	250	AF P 8011-5	4,24
10	250	AF P 10011-5	4,32
12,5	250	AF P 12511-5	4,43
6	250	AF P 6015-5	4,17
8	250	AF P 8015-5	4,24
10	250	AF P 10015-5	4,32
12,5	250	AF P 12515-5	4,43



EXPANSION JOINT PROFILE JOINT WIDTH 8 mm

PU 1 = 10 pcs., PU 2 = 50 pcs., PU 3 = 150 pcs.

Height h (mm)	Length (cm)	Reference	Price €/metre
6	250	AF P 6012-8	4,54
8	250	AF P 8012-8	4,75
10	250	AF P 10012-8	4,95
12,5	250	AF P 12512-8	5,06
6	250	AF P 6011-8	4,54
8	250	AF P 8011-8	4,75
10	250	AF P 10011-8	4,95
12,5	250	AF P 12511-8	5,06
6	250	AF P 6015-8	4,54
8	250	AF P 8015-8	4,75
10	250	AF P 10015-8	4,95
12,5	250	AF P 12515-8	5,06

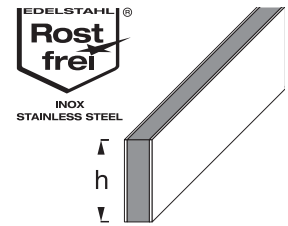
EXPANSION JOINT PROFILE THICK BED JOINT WIDTH 10 mm

PU 1 = 10 pcs., PU 2 = 50 pcs., PU 3 = 150 pcs.

Height h (mm)	Length (cm)	Reference	Price €/metre
20	250	AF E 2015-D	31,53
30	250	AF E 3015-D	37,21
40	250	AF E 4015-D	43,84
50	250	AF E 5015-D	53,02
70	250	AF E 7015-D	62,48
80	250	AF E 8015-D	71,25

DARK
GREY

**STAINLESS STEEL
V2A**



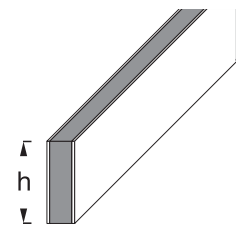
EXPANSION JOINT PROFILE THICK BED JOINT WIDTH 10 mm

PU 1 = 10 pcs., PU 2 = 50 pcs., PU 3 = 150 pcs.

Height h (mm)	Length (cm)	Reference	Price €/metre
20	250	AF A 2015-D	26,21
30	250	AF A 3015-D	30,86
40	250	AF A 4015-D	36,16
50	250	AF A 5015-D	42,34
70	250	AF A 7015-D	49,21
80	250	AF A 8015-D	57,55

DARK
GREY

ALUMINIUM



EXPANSION JOINT PROFILE THICK BED JOINT WIDTH 8 mm

PU 1 = 10 pcs., PU 2 = 50 pcs., PU 3 = 150 pcs.

Height h (mm)	Length (cm)	Reference	Price €/metre
30	250	AF P 3015-D	2,99

DARK
GREY

PLASTIC

