



alferflex

EXPANSION JOINT PROFILES

Discreet appearance despite strong effect. Laminate expansion joints with alferpro profiles.

Expansion joints are for compensating floor tensions in large areas, especially in public or commercial spaces and alferflex is a functional solution which prevents cracks in the flooring. In order to keep the continuous appearance of a surface with as little disturbance as possible, we have designed very slim expansion joint profiles.






alferflex





alferflex

EXPANSION JOINT PROFILES



Application expansion joint profile

alferflex – The expansion joint profiles were designed for thin-bed laying with very high mechanical loads and provide lasting protection against stress cracking.

**STAINLESS STEEL
V2A**

**THERMOPLASTIC
ELASTOMER RAIL**



**BRUSHED
(240K)**

**DARK
GREY**

EXPANSION JOINT PROFILE JOINT WIDTH 10 mm

PU 1 = 10 pcs., PU 2 = 50 pcs., PU 3 = 150 pcs.

Height h (mm)	Length (cm)	Reference	Price €/metre
3	250	AF E 3015	32,39
4,5	250	AF E 4515	32,39
6	250	AF E 6015	32,39
8	250	AF E 8015	37,23
10	250	AF E 10015	40,97
11	250	AF E 11015	42,70
12,5	250	AF E 12515	43,21
15	250	AF E 15015	50,90
16,5	250	AF E 16515	52,37
17,5	250	AF E 17515	53,88
18,5	250	AF E 18515	53,88
20	250	AF E 20015	56,78
22	250	AF E 22015	59,80
25	250	AF E 25015	62,74
30	250	AF E 30015	68,69

Additional colours on request.

FOR HEAVY DUTY

EXPANSION JOINT PROFILE JOINT WIDTH 10 mm

PU 1 = 10 pcs., PU 2 = 50 pcs., PU 3 = 150 pcs.

Height h (mm)	Length (cm)	Reference	Price €/metre
2	250	AF A 2015	18,64
3	250	AF A 3015	18,64
4,5	250	AF A 4515	18,70
6	250	AF A 6015	19,31
8	250	AF A 8015	20,81
10	250	AF A 10015	21,44
11	250	AF A 11015	22,01
12,5	250	AF A 12515	22,80
15	250	AF A 15015	23,95
16,5	250	AF A 16515	25,33
17,5	250	AF A 17515	26,59
18,5	250	AF A 18515	27,94
20	250	AF A 20015	29,77
22	250	AF A 22015	31,01
25	250	AF A 25015	32,29
30	250	AF A 30015	34,32

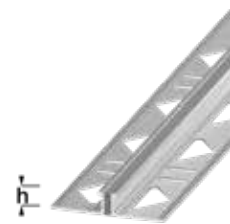
Additional colours on request.

NATURAL
BRUSHED

DARK
GREY

ALUMINIUM

**THERMOPLASTIC
ELASTOMER RAIL**



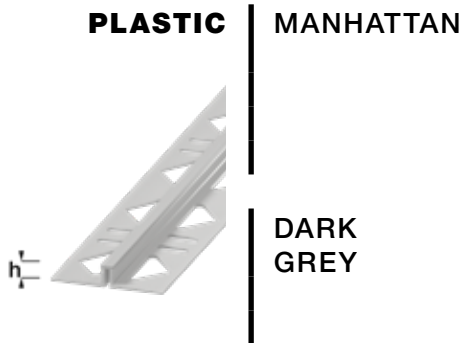
alferflex





alferflex

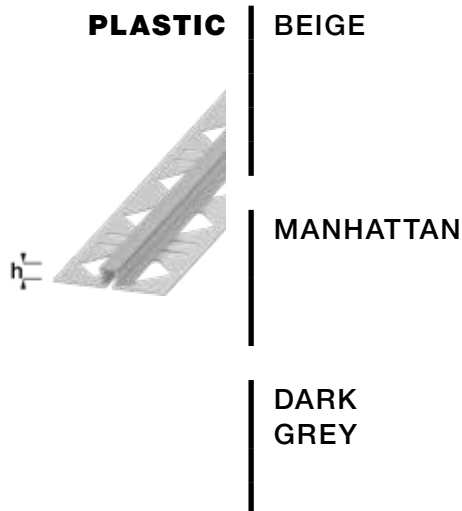
EXPANSION JOINT PROFILES



EXPANSION JOINT PROFILE JOINT WIDTH 5 mm

PU 1 = 10 pcs., PU 2 = 50 pcs., PU 3 = 150 pcs.

Height h (mm)	Length (cm)	Reference	Price €/metre
6	250	AF P 6011-5	5,27
8	250	AF P 8011-5	5,37
10	250	AF P 10011-5	5,47
12,5	250	AF P 12511-5	5,61
<hr/>			
6	250	AF P 6015-5	5,27
8	250	AF P 8015-5	5,37
10	250	AF P 10015-5	5,47
12,5	250	AF P 12515-5	5,61



EXPANSION JOINT PROFILE JOINT WIDTH 8 mm

PU 1 = 10 pcs., PU 2 = 50 pcs., PU 3 = 150 pcs.

Height h (mm)	Length (cm)	Reference	Price €/metre
6	250	AF P 6012-8	5,74
8	250	AF P 8012-8	6,02
10	250	AF P 10012-8	6,27
12,5	250	AF P 12512-8	6,41
<hr/>			
6	250	AF P 6011-8	5,74
8	250	AF P 8011-8	6,02
10	250	AF P 10011-8	6,27
12,5	250	AF P 12511-8	6,41
<hr/>			
6	250	AF P 6015-8	5,74
8	250	AF P 8015-8	6,02
10	250	AF P 10015-8	6,27
12,5	250	AF P 12515-8	6,41

EXPANSION JOINT PROFILE THICK BED JOINT WIDTH 10 mm

PU 1 = 10 pcs., PU 2 = 50 pcs., PU 3 = 150 pcs.

Height h (mm)	Length (cm)	Reference	Price €/metre
20	250	AF E 2015-D	40,63
30	250	AF E 3015-D	47,95
40	250	AF E 4015-D	56,50
50	250	AF E 5015-D	68,34
70	250	AF E 7015-D	80,52
80	250	AF E 8015-D	91,83

Additional colours on request.

EXPANSION JOINT PROFILE THICK BED JOINT WIDTH 10 mm

PU 1 = 10 pcs., PU 2 = 50 pcs., PU 3 = 150 pcs.

Height h (mm)	Length (cm)	Reference	Price €/metre
20	250	AF A 2015-D	33,79
30	250	AF A 3015-D	39,77
40	250	AF A 4015-D	46,60
50	250	AF A 5015-D	54,57
70	250	AF A 7015-D	63,42
80	250	AF A 8015-D	74,17

Additional colours on request.

EXPANSION JOINT PROFILE THICK BED JOINT WIDTH 8 mm

PU 1 = 10 pcs., PU 2 = 50 pcs., PU 3 = 150 pcs.

Height h (mm)	Length (cm)	Reference	Price €/metre
30	250	AF P 3015-D	3,78

BRUSHED
(240K)

DARK
GREY

**STAINLESS STEEL
V2A**

**THERMOPLASTIC
ELASTOMER RAIL**

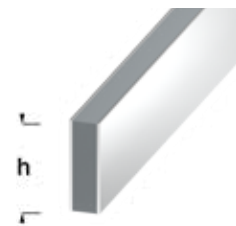


NATURAL
BRUSHED

DARK
GREY

ALUMINIUM

**THERMOPLASTIC
ELASTOMER RAIL**



DARK
GREY

PLASTIC

